














▲ See Product Manual for complete installation and programming instructions.

1.0 Out-of-Box

1.1 Verify that you have received all of the parts listed

	X 1	Assy Final
	X 1	Assy Strobe Panel
	X 1	Chassis E-1600-BLTIPEWP
	X 1	Torx T-10 Security Bit
	X 8	Screw Flat head Torx Drive 6-32 x 3/4 Stainless Steel
	X 1	Black, Red and Green Wires bundled with Cable Tie

	X 2	Panel Gasket
	X 1	Hood
	X 2	5-16 x 2.5 in. Lag Screw
	X 2	Washer 5/16 Fender
	X 6	Gel-Filled Butt Connectors
	X 1	Transformer 12VDC
	X 1	Wire Nut

1.2 Download the product manual

Scan the QR code to open and download the product manual

- OR -



1. Go to www.vikingelectronics.com and enter **E-1600-BLTIPEWP** in the search box
2. Click **E-1600-BLTIPEWP** in the search results
3. Click **Product Manual** to open and download the PDF

1.3 Download and install the programming software

1. Go to www.vikingelectronics.com and enter **E-1600-BLTIPEWP** in the search box
2. Click **E-1600-BLTIPEWP** in the search results
3. Scroll down the page to Downloads, click **IP Programming Software**
4. Install the programming software by saving or opening the file and then clicking on **setup Viking IP Programming.exe**
5. Follow the prompts on your screen to complete software installation

2.0 Power Source

Select **PoE Switch** or **PoE Injector** that meets the following requirements:

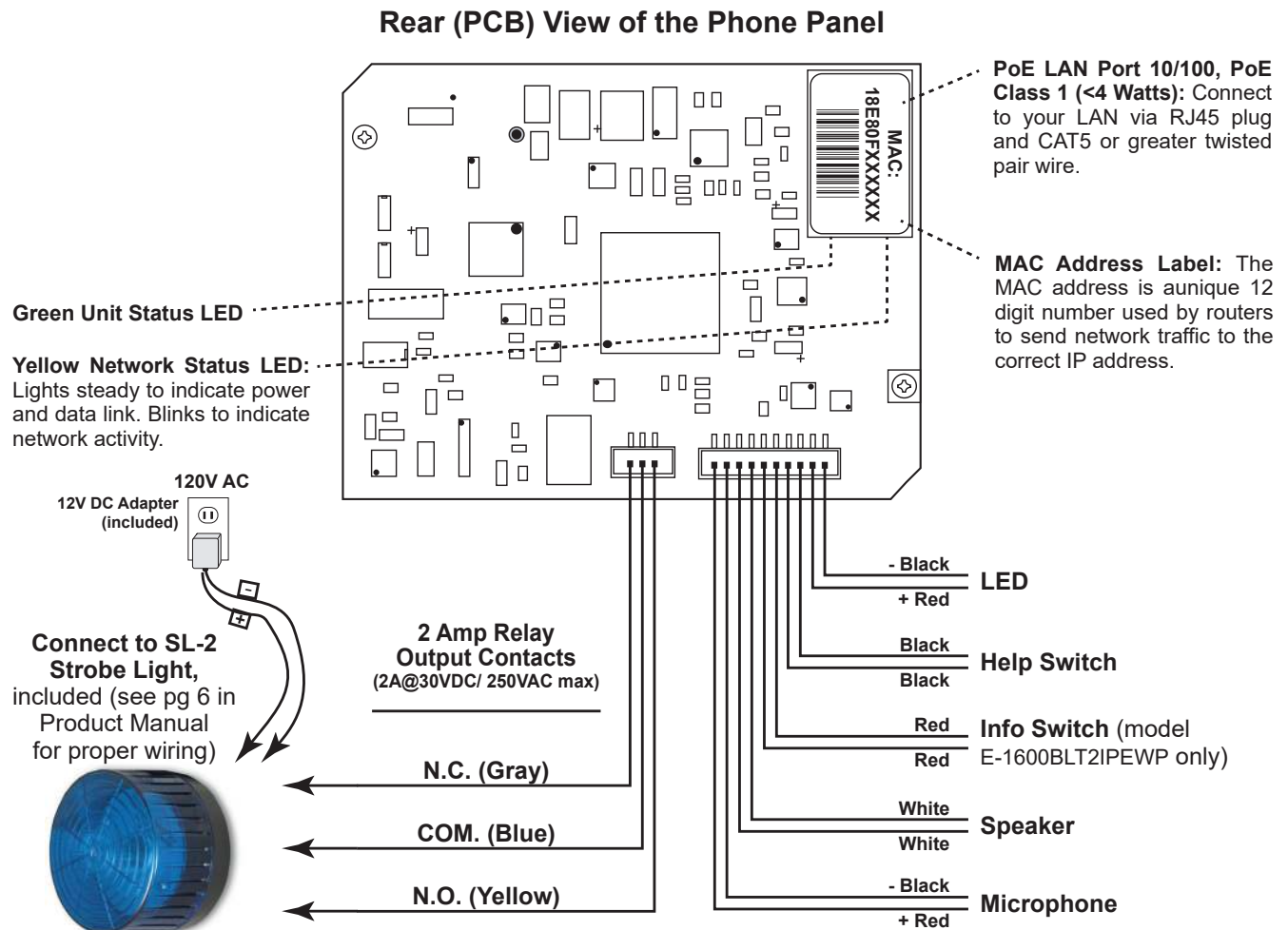
1. IEEE 802.3af / 802.3at / 802.3bt compliant
2. Capable of providing at least 4 Watts (class 1)

Note: CAT5e (or higher) cable recommended

3.0 Network Port Settings

- Make sure the port is not in trunk mode
- Make sure port is capable of 100mbps full duplex
- Disable Spanning Tree Protocol (STP) or enable Portfast

4.0 Features Overview



*See the Product Manual for complete installation and programming instructions.
Questions? Call Viking Product Support: 715-386-8666*

Due to the dynamic nature of the product design, the information contained in this document is subject to change without notice. Viking Electronics, and its affiliates and/or subsidiaries assume no responsibility for errors and omissions contained in this information. Revisions of this document or new editions of it may be issued to incorporate such changes.