


**VPC33**

**VPC35**

**VPC37**

**User Guide**



**IMPORTANT:** Please read this User Guide to obtain important information on installing and using your product in a safe manner, as well as registering your product for future service. Warranty information contained in this User Guide will describe your limited coverage from ViewSonic® Corporation, which is also found on our web site at <http://www.viewsonic.com> in English, or in specific languages using the Regional selection box of our website.

Model No. VS19693

P/N: VPC33-W33-G1 | VPC33-L53-G1 | VPC35-W53-G1 | VPC37-W53-G1 | VPC35-W53-G1-T | VPC37-W53-G1-T |  
VPC35-W55-G1 | VPC35-W55-G1-T | VPC37-W55-G1 | VPC37-W55-G1-T

## **Thank you for choosing ViewSonic®**

As a world-leading provider of visual solutions, ViewSonic® is dedicated to exceeding the world's expectations for technological evolution, innovation, and simplicity. At ViewSonic®, we believe that our products have the potential to make a positive impact in the world, and we are confident that the ViewSonic® product you have chosen will serve you well.

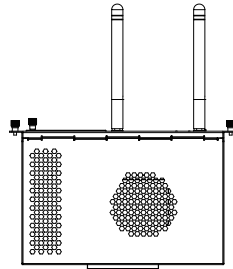
Once again, thank you for choosing ViewSonic®!

# Contents

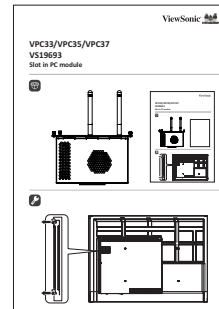
|  |           |
|--|-----------|
| <b>Introduction .....</b>                        | <b>4</b>  |
| Package Contents .....                           | 4         |
| Product Overview .....                           | 5         |
| <b>Initial Setup.....</b>                        | <b>6</b>  |
| Installing the VPC33/VPC35/VPC37 .....           | 6         |
| <b>Making Connections.....</b>                   | <b>7</b>  |
| Network Connection.....                          | 7         |
| USB Connection.....                              | 7         |
| <b>Using the Device.....</b>                     | <b>8</b>  |
| Selecting an Input Source .....                  | 8         |
| IFP Series .....                                 | 8         |
| CDE Series.....                                  | 9         |
| <b>Appendix.....</b>                             | <b>10</b> |
| Specifications.....                              | 10        |
| <b>Regulatory and Service Information .....</b>  | <b>11</b> |
| Compliance Information.....                      | 11        |
| FCC Compliance Statement.....                    | 11        |
| FCC Radiation Exposure Statement.....            | 12        |
| Industry Canada Statement.....                   | 12        |
| Country Code Statement.....                      | 12        |
| IC Radiation Exposure Statement.....             | 13        |
| CE Conformity for European Countries .....       | 13        |
| Para su uso en México.....                       | 14        |
| Declaration of RoHS2 Compliance.....             | 14        |
| Indian Restriction of Hazardous Substances ..... | 15        |
| Product Disposal at End of Product Life .....    | 15        |
| Copyright Information .....                      | 16        |
| Customer Service .....                           | 17        |

# Introduction

## Package Contents



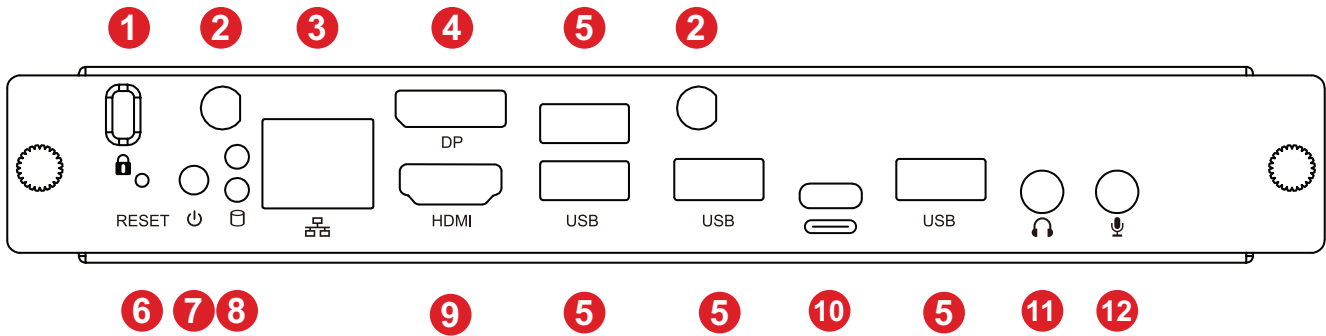
VPC33/VPC35/VPC37









Quick Start Guide

**NOTE:** If anything is missing or damaged, please contact your local reseller for more information.

# Product Overview

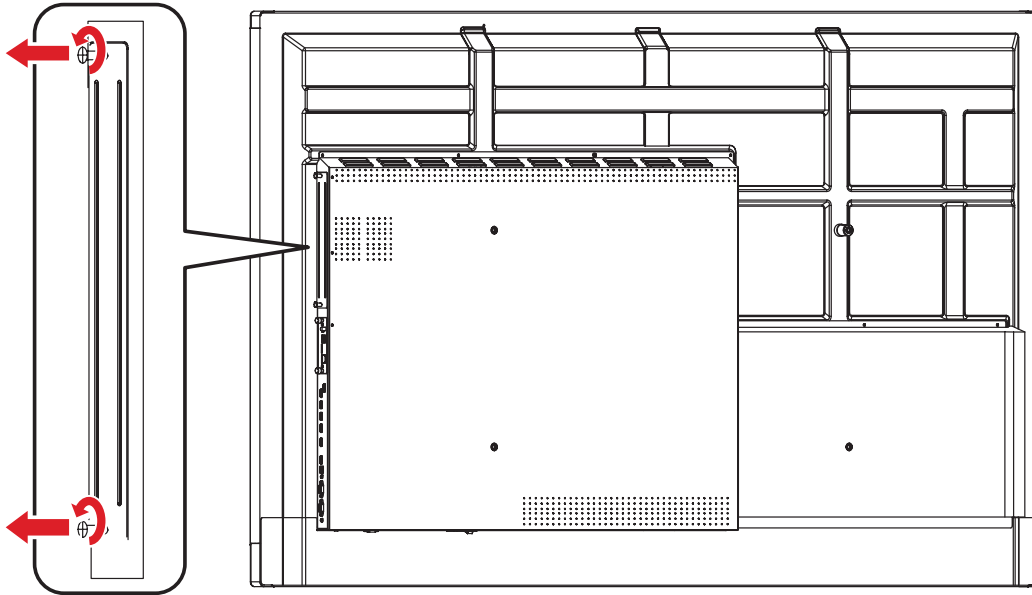


| Number | Item  | Description   |
|--------|---|---|
| 1      |    | Security lock   |
| 2      | <b>Antenna</b>  | Wi-Fi antenna interface   |
| 3      |    | Standard RJ45 (10M/100M/1G) internet connection port<br><b>NOTE:</b> This network port is only used for PC. |
| 4      | <b>DisplayPort</b>  | Connect to a PC or other device with DisplayPort output.  |
| 5      | <b>USB</b>  | USB 3.0 port  |
| 6      | <b>RESET</b>  | Reset button  |
| 7      |  | Power button  |
| 8      | <b>Status LED</b>   | Status indicator light  |
| 9      | <b>HDMI</b>   | HDMI input. Connect to a PC or other device with HDMI output.   |
| 10     |  | USB Type C input (Data only; 5V/0.9A charging)  |
| 11     |  | Audio out for connected headphones or speakers.   |
| 12     |  | Microphone connection   |

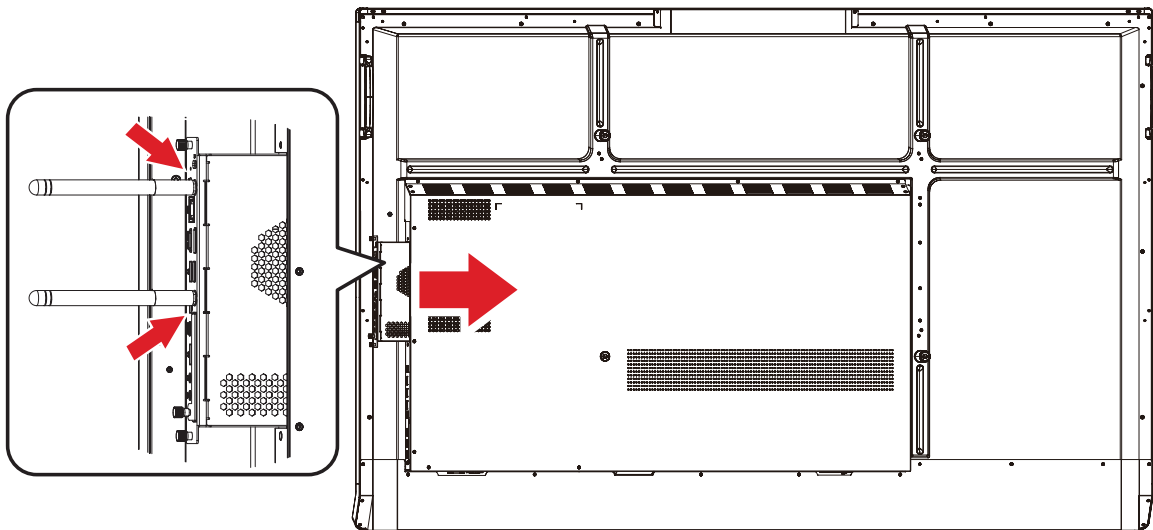
# Initial Setup

## Installing the VPC33/VPC35/VPC37

1. Remove the slot-in PC cover of the display.



2. Carefully insert the VPC33/VPC35/VPC37 into the PC slot of the display.



3. Secure the VPC33/VPC35/VPC37 to the display with the two screws.

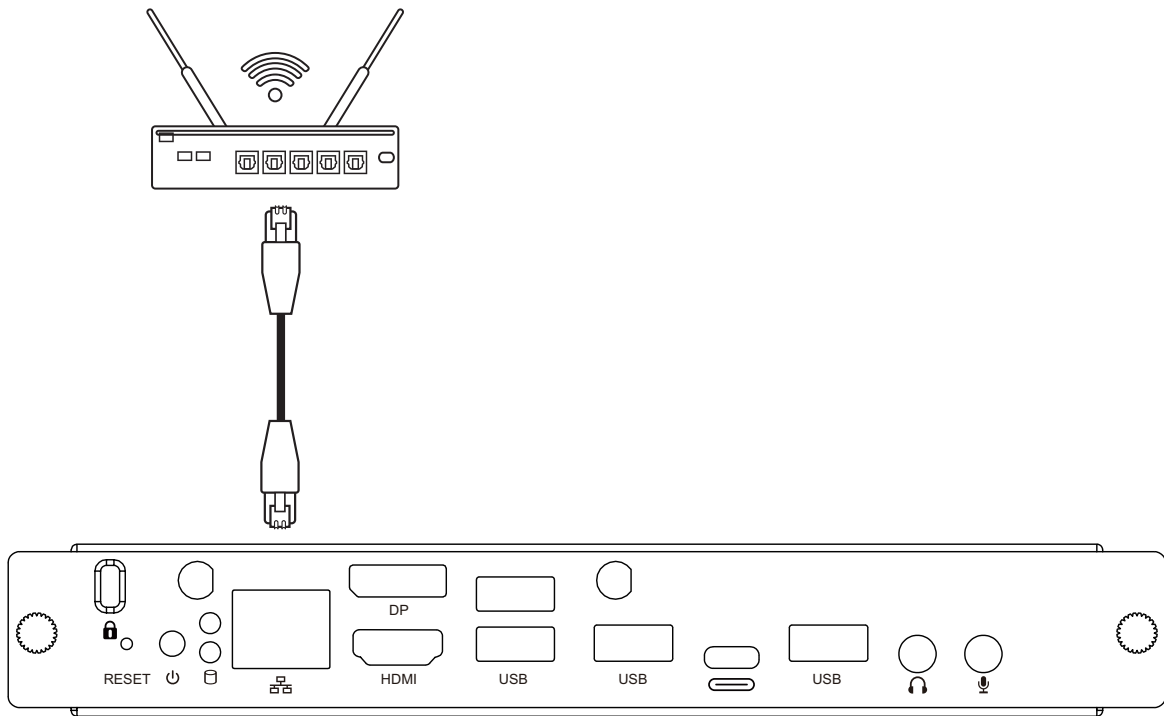
### NOTE:

- Please note that the two antennas must be installed on the VPC33/VPC35/VPC37.
- Please pay attention to the installation direction of the VPC33/VPC35/VPC37, with the vents facing outwards to avoid damage.
- The VPC products do not support hot swapping. When removing or installing the device, turn off the power supply for both the display and VPC product first.

# Making Connections

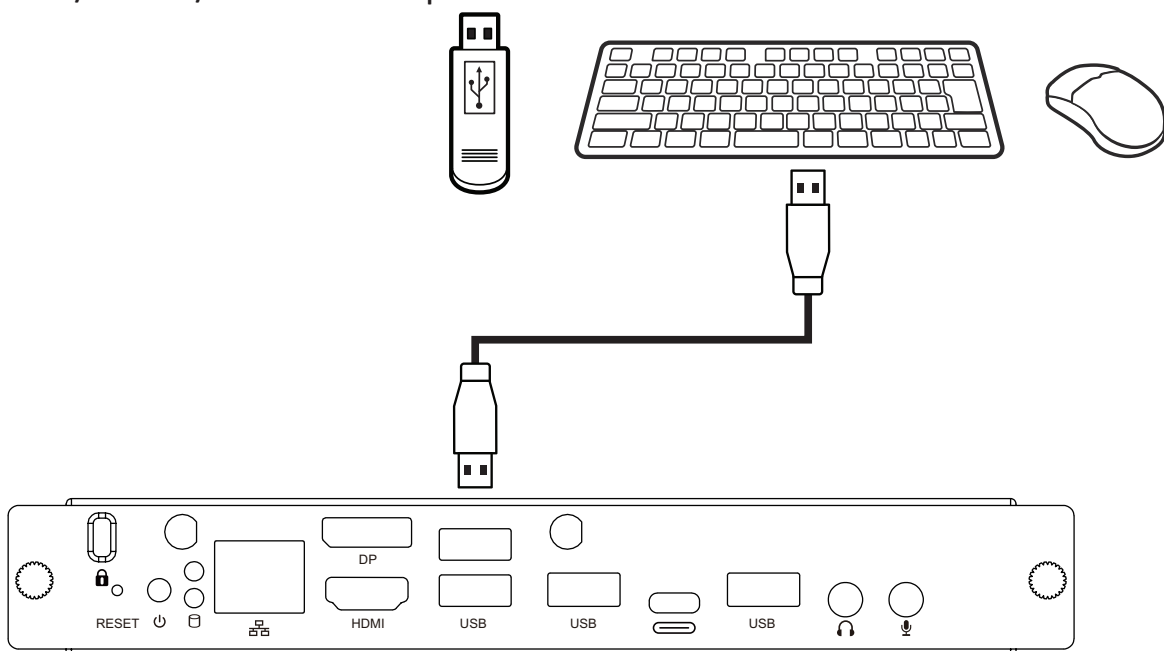
## Network Connection

To connect to the Internet or a network, connect one end of a RJ45 cable to the **RJ45** (📶) port of the VPC33/VPC35/VPC37, then connect the other end to your network.



## USB Connection

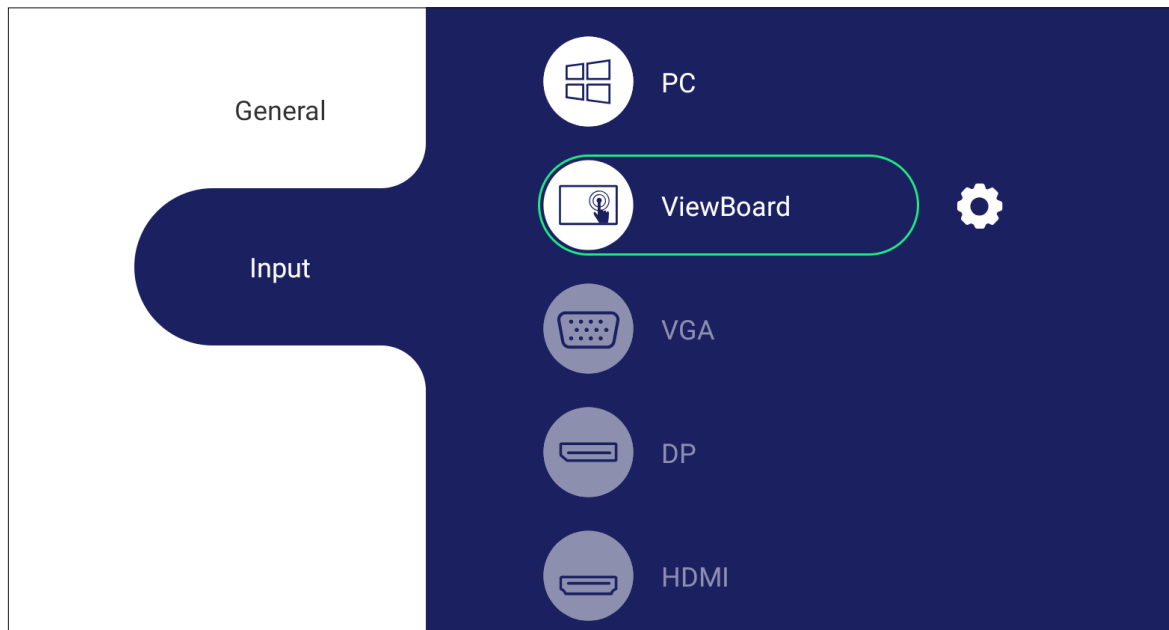
USB peripherals such as keyboards, mice, storage devices, etc. can be connected to the VPC33/VPC35/VPC37's **USB** ports.





# Using the Device

## Selecting an Input Source

### IFP Series



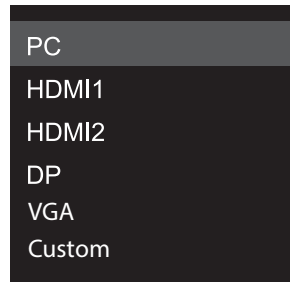
To select an input source:

1. Press **INPUT**/ on the remote control, press the setting button on the front panel, or press the Settings icon from the toolbar to display the Input Settings menu.
2. Press **▼/▲/◀/▶** on the remote control to select the PC source.
3. Press **OK/ENTER** on the remote control, or touch the input source directly.
4. Press **EPG/BACK**/ on the remote control, or touch a blank area outside of the menu to exit.



**NOTE:** The above image is for reference only and is subject to change without notice.



## CDE Series



To select an input source:

1. Press **INPUT**/ on the remote control.
2. Press **▼**/**▲** on the remote control to select the PC source.
3. Press **OK/ENTER** on the remote control.
4. Press **EPG/BACK**/ on the remote control to exit.

**NOTE:** The above image is for reference only and is subject to change without notice.

# Appendix

## Specifications

| Category             | Item                                    | Specifications   |
|----------------------|---|--|
| I/O                  | Ports                                   | 1 x LAN<br>1 x Display Port<br>1 x HDMI<br>4 x USB 3.0<br>1 x USB type C<br>1 x Earphone<br>1 x Microphone   |
| Physical             | Dimensions (mm)                         | 180 x 119 x 30 mm  |
|                      | Dimensions (in.)                        | 7.09" x 4.69" x 1.18"  |
|                      | Weight (kg)                             | 0.6 kg   |
|                      | Weight (lb)                             | 1.32 lb  |
| Operating Conditions | Altitude                                | 0~3,048 M (10,000 ft.)   |
|                      | Humidity                                | 10% ~ 90% (non-condensing)   |
|                      | Temperature                             | -5°C ~ 40°C (23°F ~ 104°F)   |
| Storage Conditions   | Altitude                                | 0~12,192 m (40,000 ft.)  |
|                      | Humidity                                | 10% ~ 90% (non-condensing)   |
|                      | Temperature                             | -20°C ~ 70°C (-4°F ~ 158°F)  |
| Power                | Voltage                                 | 12~19V DC  |
|                      | Consumption                             | 96W  |
| Wi-Fi Module         | Form Factor                             | Wi-Fi 6 (IEEE 802.11 a/b/g/n/ac/ax Wi-Fi 2T/2R+)   |
|                      |   | Bluetooth 5.2 (V2.1/4.2/5.2 USB2.0/3.0 Module)   |
|                      | Frequency Range and Output Power (Max.) | <ul style="list-style-type: none"> <li>• 2402 to 2480 MHz(BT) (5.5dBm)</li> <li>• 2402 to 2480 MHz(LE) (3.73 dBm)</li> <li>• 2412 to 2472 MHz (17.41 dBm) (14.38dbm)</li> <li>• 5150 to 5250 MHz (18.94 dBm) (13.25dbm)</li> <li>• 5250 to 5350 MHz (18.94 dBm) (13.25dbm)</li> <li>• 5470 to 5725 MHz (18.94 dBm) (12.75dbm)</li> </ul> |

# Regulatory and Service Information

## Compliance Information

This section addresses all connected requirements and statements regarding regulations. Confirmed corresponding applications shall refer to nameplate labels and relevant markings on the unit.

### FCC Compliance Statement

Contains FCC ID:PD9AX200NG

This device complies with part 15 of FCC Rules. Operation is subject to the following two conditions: (1) this device may not cause harmful interference, and (2) this device must accept any interference received, including interference that may cause undesired operation. This equipment has been tested and found to comply with the limits for a Class B digital device, pursuant to part 15 of the FCC Rules.

These limits are designed to provide reasonable protection against harmful interference in a residential installation. This equipment generates, uses, and can radiate radio frequency energy, and if not installed and used in accordance with the instructions, may cause harmful interference to radio communications. However, there is no guarantee that interference will not occur in a particular installation. If this equipment does cause harmful interference to radio or television reception, which can be determined by turning the equipment off and on, the user is encouraged to try to correct the interference by one or more of the following measures:

- Reorient or relocate the receiving antenna.
- Increase the separation between the equipment and receiver.
- Connect the equipment into an outlet on a circuit different from that to which the receiver is connected.
- Consult the dealer or an experienced radio/TV technician for help.

## **FCC Radiation Exposure Statement**

This device complies with FCC: radiation exposure limits set forth for an uncontrolled environment. End users must follow the specific operating instructions for satisfying RF exposure compliance.

This transmitter must not be co-located or operating in conjunction with any other antenna or transmitter. This device should be installed and operated with a minimum distance of 20 centimeters between the radiator and your body.

The user manual or instruction manual for an intentional or unintentional radiator shall caution the user that changes or modifications not expressly approved by the Party responsible for compliance could void the user's authority to operate the equipment.

## **Industry Canada Statement**

Contains IC ID: 1000M-AX200NG

CAN ICES (B) / NMB (B)

This Class B digital apparatus complies with Canadian ICES-003. Cet appareil numérique de la classe B est conforme à la norme NMB-003 du Canada.

This device complies with Industry Canada license-exempt RSS standard(s): Operation is subject to the following Two conditions:(1) this device may not cause interference, and (2) this device must accept any interference, including interference that may cause undesired operation of the device.

Le présent appareil est conforme aux CNR d'Industrie Canada applicables aux appareils radio exempts de licence. L'exploitation est autorisée aux deux conditions suivantes : (1) l'appareil ne doit pas produire de brouillage, et (2) l'utilisateur de l'appareil doit accepter tout brouillage radioélectrique subi, même si le brouillage est susceptible d'en compromettre le fonctionnement.

## **Country Code Statement**

For product available in the USA/Canada market, only channel 1~11 can be operated. Selection of other channels is not possible.

Pour les produits disponibles aux États-Unis/Canada du marché, seul le canal 1 à 11 peuvent être exploités. Sélection d'autres canaux n'est pas possible.

## IC Radiation Exposure Statement

This device complied with IC RSS-102 radiation exposure limits set forth for an uncontrolled environment. This device should be installed and operated with minimum distance 20 cm between the radiator & your body.

Cet équipement est conforme aux limites d'exposition aux rayonnements IC établies pour un environnement non contrôlé. Cet équipement doit être installé et utilisé avec un minimum de 20cm de distance entre la source de rayonnement et votre corps.

### Caution:

- (i) The device for operation in the band 5150-5250 MHz is only for indoor use to reduce the potential for harmful interference to co-channel mobile satellite systems;
- (ii) for devices with detachable antenna(s), the maximum antenna gain permitted for devices in the bands 5250-5350 MHz and 5470-5725 MHz shall be such that the equipment still complies with the e.i.r.p. limit;
- (iii) for devices with detachable antenna(s), the maximum antenna gain permitted for devices in the band 5725-5850 MHz shall be such that the equipment still complies with the e.i.r.p. limits as appropriate.


## CE Conformity for European Countries


**CE** CountriesThe device complies with the EMC Directive 2014/30/EU, Low Voltage Directive 2014/35/EU and Radio Equipment Directive 2014/53/EU.  
[https://www.viewsonicglobal.com/public/products\\_download/safety\\_compliance/acc/Vs19693\\_CE\\_DoC.pdf](https://www.viewsonicglobal.com/public/products_download/safety_compliance/acc/Vs19693_CE_DoC.pdf)

### The following information is only for EU-member states:

The mark shown to the right is in compliance with the Waste Electrical and Electronic Equipment Directive 2012/19/EU (WEEE). The mark indicates the requirement NOT to dispose of the equipment as unsorted municipal waste, but use the return and collection systems according to local law.



 Batteries may not be disposed in trash or household recycling collection bins intended to receive other non-hazardous waste and/or recyclable materials. Please use the public collection system to return, recycle, or treat them in compliance with the local regulations. This product may contain button batteries, please keep it away from children.

|  |   |
|--|---|
| <p><b>! WARNING</b></p> <p><b>KEEP OUT OF REACH OF CHILDREN.</b><br/>Should be used along with symbol ISO 7010-W001 and warning text: "KEEP OUT OF REACH OF CHILDREN. Swallowing can lead to chemical burns, perforation of soft tissue, and death. Severe burns can occur within 2 hours of ingestion. Seek medical attention immediately."</p> |  |
|--|---|



## Para su uso en México

“La operación de este equipo está sujeta a las siguientes dos condiciones: (1) es posible que este equipo dispositivo no cause interferencia perjudicial y (2) este equipo o dispositivo debe aceptar cualquier interferencia, incluyendo la que pueda causar su operación no deseada”.

“Este equipo ha sido diseñado para operar con antenas tipo monopolo con ganancia de 5 dBi para 2.4 GHz y 5 GHz WLAN. El uso con este equipo de antenas que tengan una ganancia mayor que 5 dBi quedan prohibidas. La antena es única y la impedancia requerida es de 50 ohms”.

## Declaration of RoHS2 Compliance

This product has been designed and manufactured in compliance with Directive 2011/65/EU of the European Parliament and the Council on restriction of the use of certain hazardous substances in electrical and electronic equipment (RoHS2 Directive) and is deemed to comply with the maximum concentration values issued by the European Technical Adaptation Committee (TAC) as shown below:

| Substance                               | Proposed Maximum Concentration | Actual Concentration |
|---|--------------------------------|----------------------|
| Lead (Pb)                               | 0.1%                           | < 0.1%               |
| Mercury (Hg)                            | 0.1%                           | < 0.1%               |
| Cadmium (Cd)                            | 0.01%                          | < 0.01%              |
| Hexavalent Chromium (Cr6 <sup>+</sup> ) | 0.1%                           | < 0.1%               |
| Polybrominated biphenyls (PBB)          | 0.1%                           | < 0.1%               |
| Polybrominated diphenyl ethers (PBDE)   | 0.1%                           | < 0.1%               |
| Bis(2-ethylhexyl) phthalate (DEHP)      | 0.1%                           | < 0.1%               |
| Butyl benzyl phthalate (BBP)            | 0.1%                           | < 0.1%               |
| Dibutyl phthalate (DBP)                 | 0.1%                           | < 0.1%               |
| Diisobutyl phthalate (DIBP)             | 0.1%                           | < 0.1%               |

## Certain components of products as stated above are exempted under the Annex III of the RoHS2 Directives as noted below:

- Copper alloy containing up to 4% lead by weight.
- Lead in high melting temperature type solders (i.e. lead-based alloys containing 85% by weight or more lead).
- Electrical and electronic components containing lead in a glass or ceramic other than dielectric ceramic in capacitors, e.g. piezoelectronic devices, or in a glass or ceramic matrix compound.
- Lead in dielectric ceramic in capacitors for a rated voltage of 125V AC or 250V DC or higher.

## Indian Restriction of Hazardous Substances

Restriction on Hazardous Substances statement (India). This product complies with the “India E-waste Rule 2011” and prohibits use of lead, mercury, hexavalent chromium, polybrominated biphenyls or polybrominated diphenyl ethers in concentrations exceeding 0.1 weight % and 0.01 weight % for cadmium, except for the exemptions set in Schedule 2 of the Rule.

**Caution:** ANATEL Este equipamento não tem direito à proteção contra interferência prejudicial e não pode causar interferência em sistemas devidamente autorizados. Para maiores informações, consulte o site da ANATEL – [www.anatel.gov.br](http://www.anatel.gov.br)

## Product Disposal at End of Product Life

ViewSonic® respects the environment and is committed to working and living green. Thank you for being part of Smarter, Greener Computing. Please visit the ViewSonic® website to learn more.

### USA & Canada:

<https://www.viewsonic.com/us/go-green-with-viewsonic>

### Europe:

<https://www.viewsonic.com/eu/environmental-social-governance/recycle>

### Taiwan:

<https://recycle.moenv.gov.tw/>

**For EU users, please contact us for any safety/accident issue experienced with this product:**

ViewSonic Europe Limited



Haaksbergweg 75  
1101 BR Amsterdam  
Netherlands



+31 (0) 650608655



[EPREL@viewsoniceurope.com](mailto:EPREL@viewsoniceurope.com)



<https://www.viewsonic.com/eu/>

## Copyright Information

Copyright© ViewSonic® Corporation, 2023. All rights reserved.

Macintosh and Power Macintosh are registered trademarks of Apple Inc.

Microsoft, Windows, and the Windows logo are registered trademarks of Microsoft Corporation in the United States and other countries.

ViewSonic® and the three birds logo are registered trademarks of ViewSonic® Corporation.

VESA is a registered trademark of the Video Electronics Standards Association. DPMS, DisplayPort, and DDC are trademarks of VESA.

**Disclaimer:** ViewSonic® Corporation shall not be liable for technical or editorial errors or omissions contained herein; nor for incidental or consequential damages resulting from furnishing this material, or the performance or use of this product.

In the interest of continuing product improvement, ViewSonic® Corporation reserves the right to change product specifications without notice. Information in this document may change without notice.

No part of this document may be copied, reproduced, or transmitted by any means, for any purpose without prior written permission from ViewSonic® Corporation.



## Customer Service

For technical support or product service, see the table below or contact your reseller.

**NOTE:** You will need the product's serial number.

| Country/ Region                  | Website  | Country/ Region          | Website  |
|----------------------------------|--|--------------------------|--|
| <b>Asia Pacific &amp; Africa</b> |  |                          |  |
| Australia                        | <a href="http://www.viewsonic.com/au/">www.viewsonic.com/au/</a>       | Bangladesh               | <a href="http://www.viewsonic.com/bd/">www.viewsonic.com/bd/</a> |
| 中国 (China)                       | <a href="http://www.viewsonic.com.cn">www.viewsonic.com.cn</a>         | 香港 (繁體中文)                | <a href="http://www.viewsonic.com/hk/">www.viewsonic.com/hk/</a> |
| Hong Kong (English)              | <a href="http://www.viewsonic.com/hk-en/">www.viewsonic.com/hk-en/</a> | India                    | <a href="http://www.viewsonic.com/in/">www.viewsonic.com/in/</a> |
| Indonesia                        | <a href="http://www.viewsonic.com/id/">www.viewsonic.com/id/</a>       | Israel                   | <a href="http://www.viewsonic.com/il/">www.viewsonic.com/il/</a> |
| 日本 (Japan)                       | <a href="http://www.viewsonic.com/jp/">www.viewsonic.com/jp/</a>       | Korea                    | <a href="http://www.viewsonic.com/kr/">www.viewsonic.com/kr/</a> |
| Malaysia                         | <a href="http://www.viewsonic.com/my/">www.viewsonic.com/my/</a>       | Middle East              | <a href="http://www.viewsonic.com/me/">www.viewsonic.com/me/</a> |
| Myanmar                          | <a href="http://www.viewsonic.com/mm/">www.viewsonic.com/mm/</a>       | Nepal                    | <a href="http://www.viewsonic.com/np/">www.viewsonic.com/np/</a> |
| New Zealand                      | <a href="http://www.viewsonic.com/nz/">www.viewsonic.com/nz/</a>       | Pakistan                 | <a href="http://www.viewsonic.com/pk/">www.viewsonic.com/pk/</a> |
| Philippines                      | <a href="http://www.viewsonic.com/ph/">www.viewsonic.com/ph/</a>       | Singapore                | <a href="http://www.viewsonic.com/sg/">www.viewsonic.com/sg/</a> |
| 臺灣 (Taiwan)                      | <a href="http://www.viewsonic.com/tw/">www.viewsonic.com/tw/</a>       | ประเทศไทย                | <a href="http://www.viewsonic.com/th/">www.viewsonic.com/th/</a> |
| Việt Nam                         | <a href="http://www.viewsonic.com/vn/">www.viewsonic.com/vn/</a>       | South Africa & Mauritius | <a href="http://www.viewsonic.com/za/">www.viewsonic.com/za/</a> |
| <b>Americas</b>                  |  |                          |  |
| United States                    | <a href="http://www.viewsonic.com/us">www.viewsonic.com/us</a>         | Canada                   | <a href="http://www.viewsonic.com/us">www.viewsonic.com/us</a>   |
| Latin America                    | <a href="http://www.viewsonic.com/la">www.viewsonic.com/la</a>         |                          |  |
| <b>Europe</b>                    |  |                          |  |
| Europe                           | <a href="http://www.viewsonic.com/eu/">www.viewsonic.com/eu/</a>       | France                   | <a href="http://www.viewsonic.com/fr/">www.viewsonic.com/fr/</a> |
| Deutschland                      | <a href="http://www.viewsonic.com/de/">www.viewsonic.com/de/</a>       | Қазақстан                | <a href="http://www.viewsonic.com/kz/">www.viewsonic.com/kz/</a> |
| Россия                           | <a href="http://www.viewsonic.com/ru/">www.viewsonic.com/ru/</a>       | España                   | <a href="http://www.viewsonic.com/es/">www.viewsonic.com/es/</a> |
| Türkiye                          | <a href="http://www.viewsonic.com/tr/">www.viewsonic.com/tr/</a>       | Україна                  | <a href="http://www.viewsonic.com/ua/">www.viewsonic.com/ua/</a> |
| United Kingdom                   | <a href="http://www.viewsonic.com/uk/">www.viewsonic.com/uk/</a>       |                          |  |



**ViewSonic®**