

Federal Communication Commission Interference Statement

This equipment has been tested and found to comply with the limits for a Class B digital device, pursuant to Part 15 of the FCC Rules. These limits are designed to provide reasonable protection against harmful interference in a residential installation. This equipment generates uses and can radiate radio frequency energy and, if not installed and used in accordance with the instructions, may cause harmful interference to radio communications. However, there is no guarantee that interference will not occur in a particular installation. If this equipment does cause harmful interference to radio or television reception, which can be determined by turning the equipment off and on, the user is encouraged to try to correct the interference by one of the following measures:

- Reorient or relocate the receiving antenna.
- Increase the separation between the equipment and receiver.
- Connect the equipment into an outlet on a circuit different from that to which the receiver is connected.
- Consult the dealer or an experienced radio/TV technician for help.

FCC Caution: Any changes or modifications not expressly approved by the party responsible for compliance could void the user's authority to operate this equipment.

This device complies with Part 15 of the FCC Rules. Operation is subject to the following two conditions: (1) This device may not cause harmful interference, and (2) this device must accept any interference received, including interference that may cause undesired operation.

This equipment complies with FCC RF radiation exposure limits set forth for an uncontrolled environment. To maintain compliance with FCC RF exposure compliance requirements, please avoid direct contact to the transmitting antenna during transmitting.

PTT COMPATIBILITY INFORMATION:

For Apple iOS Devices:

BT-PTT-Z works with Wave Communicator and Zello POC apps.

BT-PTT-U works with AT&T EPTT, ES Chat, Verizon PTT Plus, and Zello POC apps.

NOTE: The wireless PTT button is optional and may be sold separately.

911 Mariner St., Brea, CA 92821
 PH: 714.257.0300 FAX: 714.257.0600
 TOLL FREE: 800.666.2654
 WWW.PRYME.COM

Version 1.00 9 DECEMBER 2016

PRYME®

PRYME

PRYME SPM-1399 MIRAGE™ Series PTT Over Cellular (PoC) Surveillance Mic Kit

The SPM-1399 is a lapel microphone kit with an acoustic tube "surveillance" style earphone for use with Smart Devices running Push-to-Talk over Cellular (PoC) apps.



Note: Wireless PTT button shown is optional and may be sold separately.

MODELS COVERED BY THIS MANUAL:

- **SPM-1399-A** - for Apple iPhone/iPad/iPod Touch and other compatible smart devices. No PTT button included.
- **SPM-1399-A-PTTZ** kit - for Apple iPhone/iPad/iPod Touch and other compatible smart devices. Includes **BT-PTT-Z** button.
- **SPM-1399-A-PTTU** kit - for Apple iPhone/iPad/iPod Touch and other compatible smart devices. Including **BT-PTT-U** button.

Made in Taiwan

PRYME® is a trademark owned by PRYME Radio Products, Brea CA. All other product or service names are the property of their respective owners. © 2018 PRYME Radio Products, Brea CA. All Rights Reserved

Controls and Connection

EARPHONE ASSEMBLY (Replaceable, RA-C101199-TC)

The entire earphone assembly including the twist-connect (P-CON-TC), acoustic eartube (P-TUBE-C), acoustic elbow (P-ELBOW) and earbud (P-BUD) is available as one convenient part for easy replacement or for users needed additional earphones.

ACOUSTIC EARTUBE (Replaceable, P-TUBE-C)

The included clear "surveillance style" tube carries audio from the speaker transducer to the user's ear. The eartube may require periodic cleaning to prevent blockages, which can reduce volume levels. A black-colored eartube is optionally available (part number P-TUBE-B).

ACOUSTIC ELBOW (Replaceable, P-ELBOW)

This PVC plastic elbow connects the eartube and earbud.

EARBUD (Replaceable, P-BUD)

The rubber earbud is placed inside the user's ear canal when the earphone is worn. Other styles of earbud are optionally available for increased comfort and situational awareness.

TWIST-CONNECT (Replaceable, P-CON-TC)

Rotating the twist connect allows the entire acoustic tube earphone to be removed from the kit. This makes it possible for multiple users to share the same kit while having their own earphones for hygiene purposes. Additional earphone kits are sold separately (part number RA-C101199-TC).

EARPHONE TRANSDUCER (Replaceable, P-SPK)

The transducer produces receive audio that is heard by the user when the SPM-1399's earphone is worn. In the event of failure, the transducer is removable and can be replaced.

EARPHONE CONNECTOR

This 2-pin connector joins the speaker transducer to the cable of the SPM-1399 kit. It can be unplugged from the transducer in the event that replacement is needed.

EARPHONE CLIP (Replaceable, P-CLIP-TC)

The alligator-type clip secures the earphone to the collar of the user's clothing during use.

ACCESSORY CONNECTOR

The 3.5 mm audio connector on the SPM-1399 connects the kit to the earphone jack on your smart device.

CLOTHING CLIP

The alligator-type clip secures the SPM-1399 to the lapel of the user's clothing during use. The clip can be rotated to allow the microphone to be better positioned.

BUILT-IN MICROPHONE

The microphone in the SPM-1399 kit is used for making PTT Over Cellular (PoC) transmissions and making phone calls. For best results, the microphone should be positioned a maximum of 6-9" away from the user's mouth

Note: Wireless PTT button shown is optional and may be sold separately.



PTT Button

Press this button to activate the Push-to-Talk function of your POC app

Velcro Fastener

The Velcro fastener is used to secure the PTT button to your person or any other convenient location during use.

USING THE SPM-1399 KIT

When the SPM-1399 kit is connected to your smart device:

- Media audio, phone audio and PTT app audio will be heard through the earphone of the SPM-1399 kit.
- You can make a PTT Over Cellular (PoC) call by pressing the PTT button within the app on your smart device's screen. Optionally, if you have a wireless PTT button, you can initiate a PTT Over Cellular call by pressing that push-to-talk button.
- You can make or take a phone call by using the controls on the screen of your smart device.
- When you make a phone call or PTT Over Cellular (PoC) app call, the sound of your voice will be picked up by the SPM-1399's built-in microphone. You should speak slowly and clearly with the microphone positioned approximately 6 inches away from your mouth.
















Note: Wireless PTT button shown is **optional** and may be sold separately. Prior to using the wireless PTT button, you will need to pair the device with your smart device and you may also need to setup the PoC app to work with the button. See the instructions that came with the wireless PTT button for more information.

5

OPTIONAL AND REPLACEMENT EARBUDS

A wide variety of different ear buds are available for use with the SPM-1399's acoustic tube earphone. These earbuds provide improved comfort, outside noise rejection, or better situational awareness. Choose the one that works best for you.

Part Number	Description	
P-BUD	Standard Rubber Ear Bud	
P-BUD-CLEAR	Standard Rubber Ear Bud - Clear Color	
P-BUD-DUAL	Dual Seal Rubber Ear Bud	
P-NAP	Noise Attenuating Earpiece Rated for up to 29dB outside noise rejection	
P-EMSL	Flexible, Open Ear Insert - Sm., fits left ear	
P-EMML	Flexible, Open Ear Insert - Med. fits left ear	
P-EMLL	Flexible, Open Ear Insert - Lg. fits left ear	
P-EMSR	Flexible, Open Ear Insert - Sm. fits right ear	
P-EMMR	Flexible, Open Ear Insert - Med. fits right ear	
P-EMLR	Flexible, Open Ear Insert - Lg. fits right ear	
COMP-A-100-FOAM-3	Comply foam Ear Bud - 3 pack A type for situational awareness	
COMP-N-100-FOAM-3	Comply foam Ear Bud - 3 pack N type for noise reduction	
COMP-CANAL-TIPS-3	Comply Canal Tips - 3 pack Body heat activated memory foam	

These optional ear buds are all sold separately. Contact your PRYME Dealer to order.

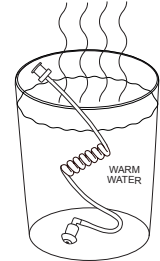
7

CLEANING YOUR ACOUSTIC TUBE EARPHONE

How to clean your Acoustic Tube Earphone

For best performance, the acoustic tube earphone of the SPM-1399 kit requires regular maintenance and cleaning. Cleaning the earphone improves performance and prolongs the life of the acoustic tube and other parts. Over time the acoustic tube can become blocked with condensation, dirt, earwax, or sweat. If this happens, you may notice that the volume level of the earphone drops considerably.

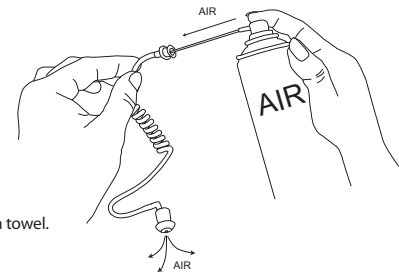
1. Remove the acoustic tube from the clothing clip assembly by rotating the twist connector. Inspect the tube for any blockages or foreign matter inside of the tube.
2. Disconnect the earbud, twist connector and PVC elbow from the acoustic tube. Inspect all of these parts for any blockages.



3. Completely submerge the earbud, twist connector, PVC elbow, and acoustic tube in warm (not hot) water for 10-15 minutes. Do not use any soap, detergent, cleanser, or any other type of cleaning chemicals.

4. Reassemble the earphone by inserting the PVC elbow and twist connect respectively into the top and bottom of the Acoustic Tube. Insert the earbud onto the open end of the PVC elbow.

5. Insert the straw from a can of compressed air into the hole at one end of the earphone and blow any debris or water out of the acoustic tube.



6. Pat the outside of the earphone dry with a clean towel.

7. Repeat this process if needed.

If after cleaning you still cannot hear received signals through the speaker transducer with the earphone removed, you should contact PRYME technical support for further assistance.

6

SUPPORT AND WARRANTY

PRYME Radio Products warrants this product against defects in materials or workmanship for a period of one year from the date of retail purchase. PRYME will repair or replace a defective unit, at our option, without charge for parts or labor. The limited warranty is extended only to the original purchaser and is valid only to consumers in the United States and Canada. It does not cover damage or failure caused by or attributable to Acts of God, abuse, misuse, improper or abnormal usage, faulty installation, improper maintenance, lightning, or other incidences of excessive voltage, or any tampering or repairs by other than a PRYME authorized repair facility. It does not cover replacement of consumable parts, transportation costs, or damage in transit.

Repair or replacement under the terms of this warranty does not extend the terms of this warranty. This warranty can only be modified by an officer of PRYME Radio Products, and then only in writing. Should this product prove defective in workmanship or material, the consumer's sole remedies shall be such repair or replacement as provided by the terms of this warranty. Under no circumstances shall PRYME Radio Products be liable for any loss or damage, direct, consequential, or incidental, arising out of the use of or inability to use this product. Some states do not allow limitations on how long an implied warranty lasts or the exclusions or limitations of incidental or consequential damages, so the above limitations or exclusions may not apply to you. This warranty gives you specific legal rights. You may also have other rights, which may vary, from state to state.

For support or warranty service on your PRYME product, contact us at 1-800-666-2654 or visit us on the web at www.PRYME.com.

COPYRIGHT AND TRADEMARK INFO

© 2018 PRYME Radio Products, Brea CA. All rights reserved.
PRYME® and PRYMEBLU® are trademarks owned by PRYME Radio Products, Brea CA.

Apple is a trademark of Apple Inc.
AT&T is a trademark of AT&T Intellectual Property and/or AT&T allied companies.
ESChat is a registered trademark of San Luis Aviation, Inc.
iOS is a trademark of Cisco Systems and is used by Apple Inc. under license.
Verizon Wireless is a trademark of Verizon Trademark Services, LLC.
WAVE and WAVE COMMUNICATOR are trademarks of Twisted Pair Solutions, a wholly owned subsidiary of Motorola Solutions, Inc.
ZELLO is a trademark of Zello, Inc..

All other product or service names are the property of their respective owners.

DISCLAIMER: The BT wireless link used by PRYMEBLU products is an open standard, unsecured technology. As such, it is not recommended for first-responder or other mission critical users.

8