LEGEND
PLUMBING • INDUSTRIAL • COMMERCIAL • HYDRONICS

SUBMITTAL SHEET

JOB NAME	ITEM TAG
JOB LOCATION	PART NUMBER
CONTRACTOR	DATE
ENGINEER APPROVAL	DATE

NO LEAD QUARTER-TURN BALL-TYPE CHROME SUPPLY STOP

T-595NL

Quarter-turn, self-cleaning ball valve design resists mineral and scale build-up, assuring positive shutoff and re-opening.

The ball-seat operation and dual O-ring stem seal features, out-perform traditional multi-turn stop designs.

Compact, forged brass, chrome plated or polished brass bodies are both durable and decorative.

An ideal upgrade replacement for warn, leaking stops that won't close completely.

End connection types include: Sweat, FNPT, compression, Push-to-Connect, CPVC, F1960 & F1807.

Working Pressure, Non-Shock (PSI)

Cold Working Pressure (CWP): 125 psi

Maximum Service Temperature: 180°F*

**Temperatures above 120°F increase the risk of scalding. Consult local code for temperature requirements.*

MATERIAL SPECIFICATION

PART	MATERIAL
Body	Chrome Plated Lead Free Brass
Ball	Chrome Plated Lead Free Brass
Ball seats	EPDM
Stem	Lead Free Brass
Stem O-Rings	NBR
Handle	Chrome Plated ABS
Handle Screw	Plated Carbon Steel
Compression Nut	Chrome Plated Brass
Compression Ferrule	Brass

Certifications/Listings:
Third-Party certified.
NSF/ANSI 14: Plastic piping system components and related materials.
(Models with PEX/PE-RT Connections)
NSF/ANSI 61: Drinking water system components health effects.

Standards:
ANSI/ASME B1.20.1: Pipe threads, general purpose, Inch.
ANSI/ASME B16.22: Wrought copper and copper alloy solder-joint pressure fittings.
ASTM F1807: Metal insert fittings utilizing a copper crimp ring or stainless steel clamps.
ASTM F1960: Cold expansion fittings with PEX reinforcing rings.
ASSE 1061: Performance requirements for push-fit fitting.
ASTM D2846: Chlorinated Poly (Vinyl Chloride) (CPVC) Plastic Hot and Cold Water Distribution Systems.

Pictured:
T-595NL
OD x OD

Pictured:
T-595NL
Push x OD

Pictured:
T-595NL
FNPT x OD

Pictured:
T-595NL
CPVC x OD

Pictured:
T-595NL
F1960 x OD

Pictured:
T-595NL
F1807 x OD

Pictured:
T-595NL Insta-Loc II
Push x OD

See Diagrams/Cut-Aways on Page 2

DIMENSIONS	T-595NL Angle	
Size	**A**	**B**
3/8″ FNPT x 3/8″ OD	1.22	2.09
1/2″ FNPT x 3/8″ OD	1.22	2.20
5/8″ OD x 3/8″ OD*	1.22	2.52
1/2″ CPVC x 3/8″ OD	1.22	2.84
1/2″ PEX (F1807) x 3/8″ OD	1.22	2.99
1/2″ PEX (F1960) x 3/8″ OD	1.10	2.32
1/2″ SWT x 3/8″ OD	1.22	2.56
1/2″ Push-Fit x 3/8″ OD (Non-Removable)	1.20	2.46
1/2″ Push-Fit x 3/8″ OD (Removable)	1.26	2.52
*Available in Polished Brass		
Icemaker Valves		
5/8″ OD x 1/4″ OD	1.15	2.52
1/2″ PEX (F1807) x 1/4″ OD	1.15	2.99
1/2″ PEX (F1960) x 1/4″ OD	1.02	2.32
1/2″ Push-Fit x 1/4″ OD (Non-Removable)	1.12	2.46
1/2″ Push-Fit x 1/4″ OD (Removable)	1.26	2.52

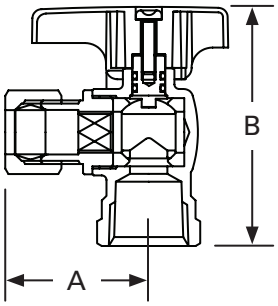

Pictured:
T-595NL
FNPT x OD
Cut-Away

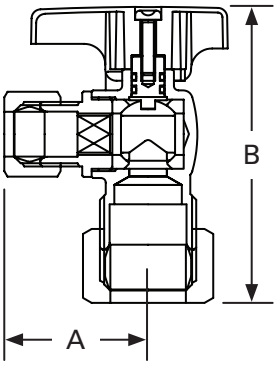

Pictured:
T-595NL
OD x OD
Cut-Away

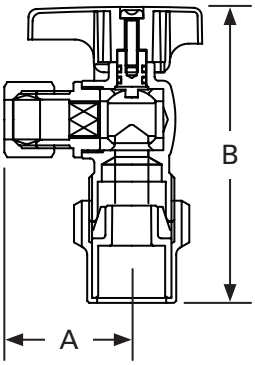

Pictured:
T-595NL
CPVC x OD
Cut-Away

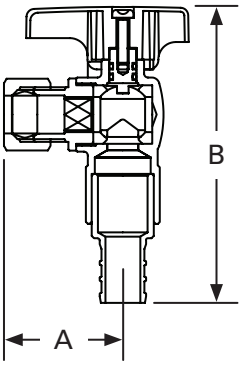

Pictured:
T-595NL
F1807 x OD
Cut-Away

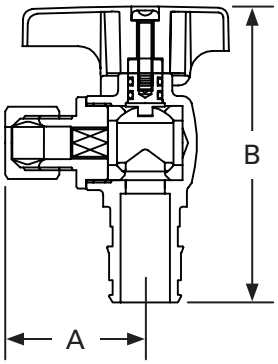

Pictured:
T-595NL
F1960 x OD
Cut-Away

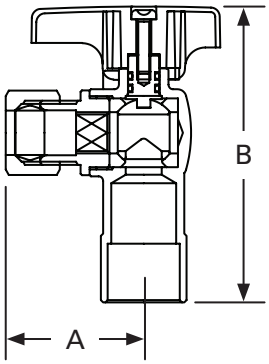

Pictured:
T-595NL
Sweat x OD
Cut-Away

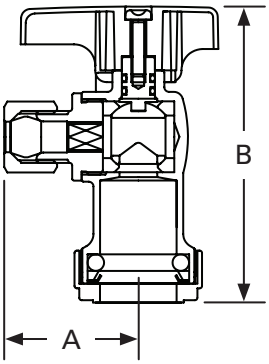

Pictured:
T-595NL Insta-Loc
Push x OD
Cut-Away

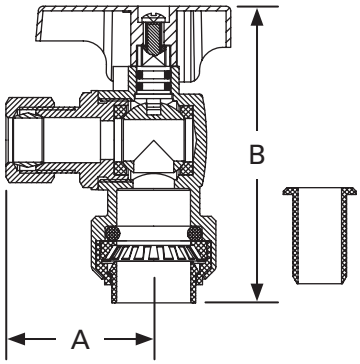

Pictured:
T-595NL Insta-Loc II
Push x OD
Cut-Away