

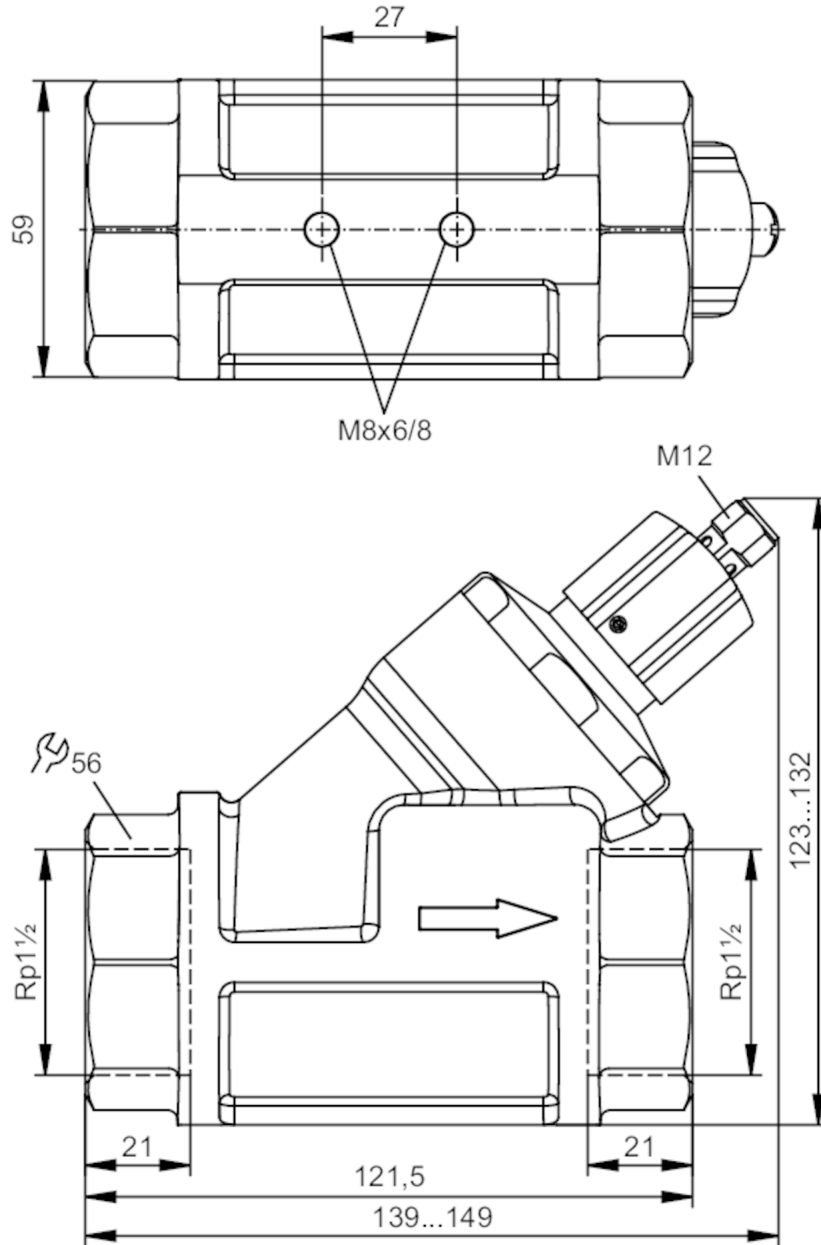
# SBY357



## Flow sensor with fast response time

SBY32BF0BPKG/US

Please note the changed housing design!



### Product characteristics

Number of inputs and outputs	Number of digital outputs: 1
Process connection	Rp 1 1/2

### Application

Media	Liquids; water; glycol solutions; Coolants
Medium temperature [°C]	0...85
Pressure rating [bar]	25
Pressure rating [MPa]	2.5

# SBY357



## Flow sensor with fast response time

SBY32BF0BPKG/US

Electrical data	
Operating voltage [V]	10...30 DC; (to SELV/PELV)
Current consumption [mA]	< 15
Protection class	III
Reverse polarity protection	yes
Inputs / outputs	
Number of inputs and outputs	Number of digital outputs: 1
Outputs	
Total number of outputs	1
Output signal	switching signal
Electrical design	PNP
Number of digital outputs	1
Output function	normally open
Max. voltage drop switching output DC [V]	2.5
Permanent current rating of switching output DC [mA]	100
Short-circuit protection	yes
Overload protection	yes
Measuring/setting range	
Setting range [l/min]	20...200
Accuracy / deviations	
Repeatability [% of the final value]	1
Hysteresis [l/min]	5...10
Measuring error [% of the final value]	± 5
Reaction times	
Response time [s]	< 0.01
Operating conditions	
Ambient temperature [°C]	0...60
Storage temperature [°C]	-15...80
Protection	IP 65; IP 67
Tests / approvals	
EMC	DIN EN 61000-6-2
	DIN EN 61000-6-3
Shock resistance	DIN EN 60068-2-27 20 g (11 ms)
Vibration resistance	DIN EN 60068-2-6 5 g (10...2000 Hz)
MTTF [years]	3318
Mechanical data	
Weight [g]	2141.8
Material	brass chemically nickel-plated; PP; aluminum anodized; PA
Materials (wetted parts)	stainless steel (1.4310 / 301); stainless steel (1.4301 / 304); PBT; brass chemically nickel-plated; PP; PPS; spacer: POM; Polyolefin; O-ring: FKM

# SBY357



## Flow sensor with fast response time

SBY32BF0BPKG/US

Process connection	Rp 1 1/2
Switching cycles mechanical	10 million

### Displays / operating elements

Display	Switching status	4 x LED, yellow
---------	------------------	-----------------

### Accessories

Items supplied	Allen key
----------------	-----------

### Remarks

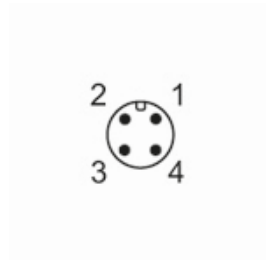
Remarks	Caution Do not turn the cap beyond the maximum value of the setting range. All data refer to water (20 °C).
---------	--

Notes	Please note the changed housing design!
-------	---

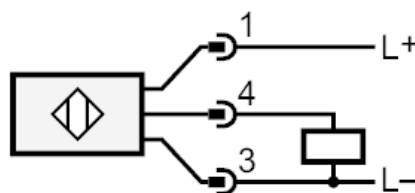
Pack quantity	1 pcs.
---------------	--------

### Electrical connection

Connector: 1 x M12; coding: A



### Connection



# SBY357

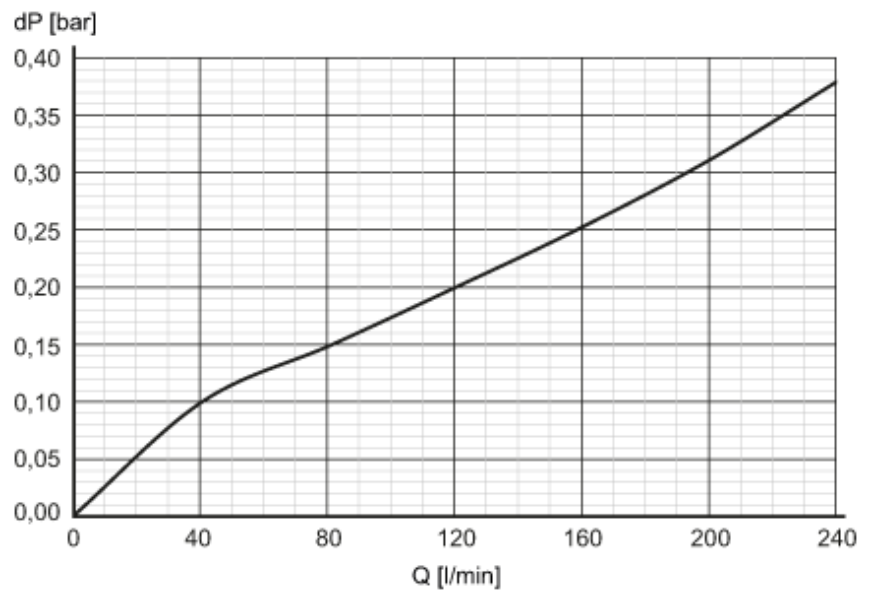


## Flow sensor with fast response time

SBY32BF0BPKG/US

### Diagrams and graphs

Pressure loss



dP Pressure loss

Q volumetric flow quantity