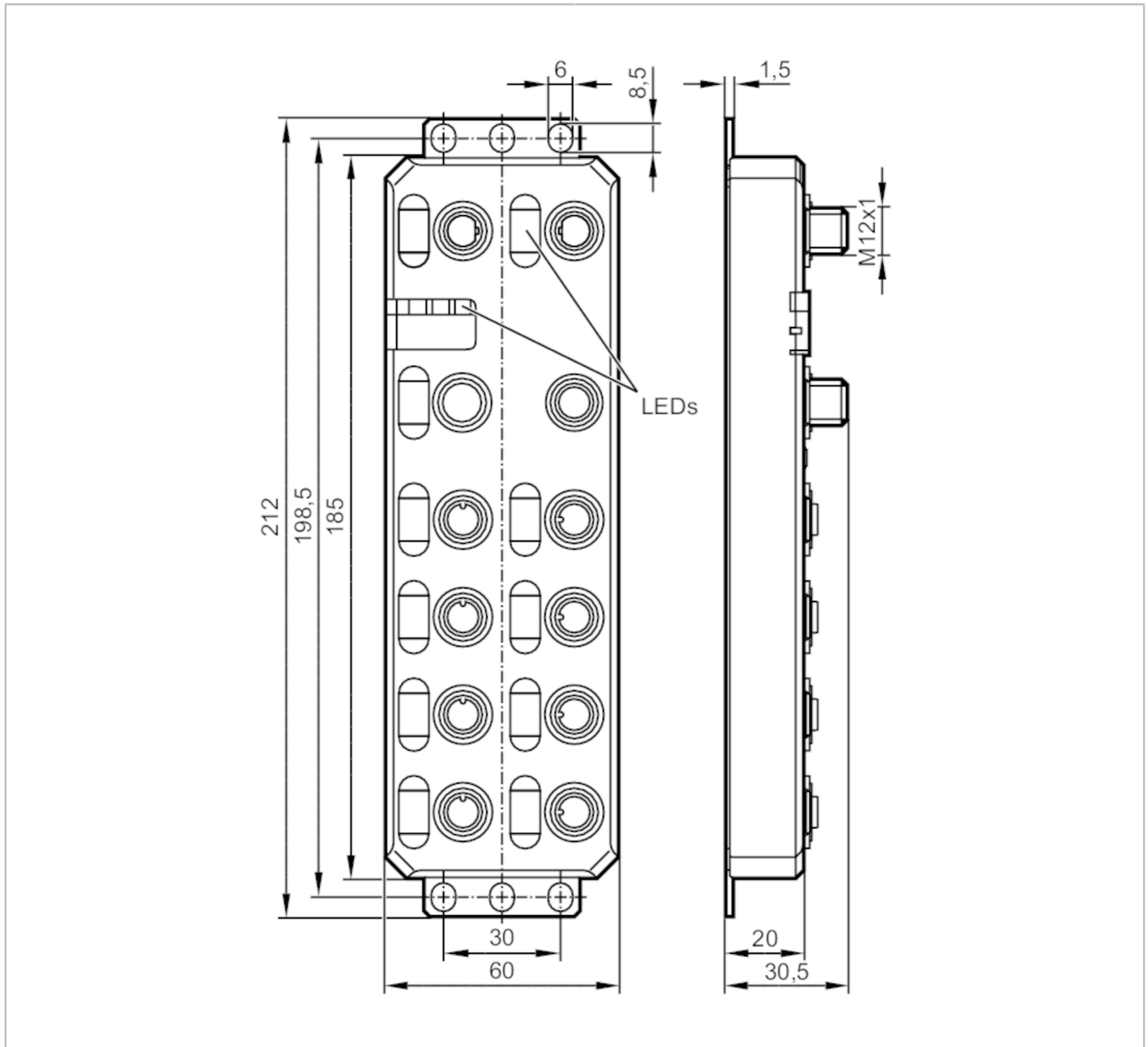


# AL1010



## IO-Link master with Profibus interface

IO-Link Master PL PB 8P IP67



Application	
Application	I/O modules for field applications
Daisy-chain function	voltage supply; fieldbus interface
Electrical data	
Operating voltage [V]	19...31.2 DC; (US)
Protection class	III
Additional voltage supply [V]	19...31.2 DC; (UA)
Actuator supply UA	
Current rating per port [A]	1.6

# AL1010



## IO-Link master with Profibus interface

IO-Link Master PL PB 8P IP67

Sensor supply US		
Current rating per port	[A]	0.2
<b>Inputs / outputs</b>		
Total number of inputs and outputs		12; (configurable)
Number of inputs and outputs		Number of digital inputs: 12; Number of digital outputs: 8
<b>Inputs</b>		
Number of digital inputs		12; (IO-Link Port Class A: 4 x 2; IO-Link Port Class B: 4 x 1)
Switching level high	[V]	15...30
Switching level low	[V]	-3...5
Digital inputs protected against short circuits		yes
<b>Outputs</b>		
Number of digital outputs		8; (IO-Link Port Class A: 4 x 1; IO-Link Port Class B: 4 x 1)
Max. current load per output	[mA]	200
Short-circuit proof		yes
Actuator supply outputs		24 V DC
<b>Interfaces</b>		
Communication interface		IO-Link; PROFIBUS
<b>IO-Link Master</b>		
Transmission type		COM1 (4,8 kBaud); COM2 (38,4 kBaud); COM3 (230,4 kBaud)
IO-Link revision		1.1
Number of ports class A		4
Number of ports class B		4
<b>Operating conditions</b>		
Ambient temperature	[°C]	-25...60
Storage temperature	[°C]	-25...85
Max. relative air humidity	[%]	95
Protection		IP 65; IP 67
<b>Tests / approvals</b>		
EMC	EN 61000-6-2	
	EN 61000-4-2 ESD	6 kV contact discharge / 8 kV air discharge
	EN 61000-4-3	
	EN 61000-4-4	
	EN 61000-4-5	
	EN 61000-4-6	
Shock resistance	EN 60068-2-27	30 g 11 ms
Vibration resistance	EN 60068-2-6	5 g
<b>Mechanical data</b>		
Weight	[g]	577
Material		housing: PA; Socket: brass nickel-plated
Sealing material		FKM
<b>Remarks</b>		
Remarks		Further information is available in the manual.



## IO-Link master with Profibus interface

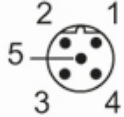
IO-Link Master PL PB 8P IP67

Pack quantity

1 pcs.

### Electrical connection - PROFIBUS IN

Connector: M12; coding: B

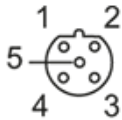


#### X21

1	VP
2	RxD / TxD-N (A)
3	DGND
4	RxD / TxD-P (B)
5	not used

### Electrical connection - PROFIBUS OUT

Connector: M12; coding: B; sealing: FKM

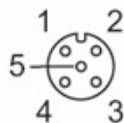


#### X22

1	VP
2	RxD / TxD-N (A)
3	DGND
4	RxD / TxD-P (B)
5	not used

### Electrical connection - Process connection

Connector: M12; coding: A; sealing: FKM



#### IO-Link Port Class A X01...X04

1	Sensor supply (US) L+
2	Digital input
3	Sensor supply (US) L-
4	C/Q IO-Link
5	not used



## IO-Link master with Profibus interface

IO-Link Master PL PB 8P IP67

### IO-Link Port Class B X05...X08

1	Sensor supply (US) L +
2	Actuator supply (UA) L+
3	Sensor supply (US) L-
4	C/Q IO-Link
5	Actuator supply (UA) L-

### Electrical connection - voltage supply IN

Connector: M12; coding: T

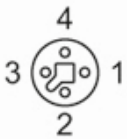


### X31

1	+ 24 V DC (US) brown
2	GND (UA) white
3	GND (US) blue
4	+ 24 V DC (UA) black

### Electrical connection - voltage supply OUT

Connector: M12; coding: T; sealing: FKM



### X32

1	+ 24 V DC (US) brown
2	GND (UA) white
3	GND (US) blue
4	+ 24 V DC (UA) black