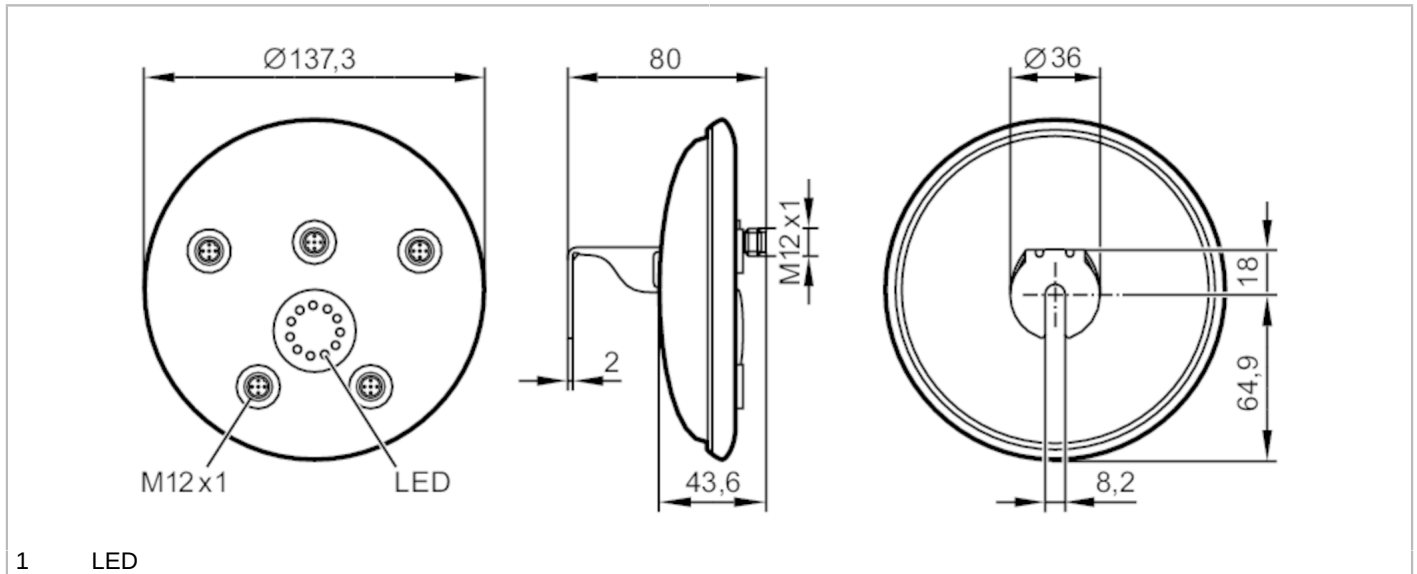


# AC2923



## AS-Interface ProcessLine module

ProcessLine 4AI C IP69K



Application	
Application	sanitary and wet areas in the food industry
Electrical data	
Operating voltage [V]	26.5...31.6 DC
Max. current consumption from AS-i [mA]	450
Reverse polarity protection	yes
Inputs / outputs	
Number of inputs and outputs	Number of analog inputs: 4
Inputs	
Sensor supply of the inputs	AS-i
Number of analog inputs	4; (connection of 2-wire, 3-wire and 4-wire sensors)
Analog input (current) [mA]	4...20
Max. voltage drop across load for nominal voltage [V]	10
Resolution of analog input	1 bit = 1 $\mu$ A
Precision analog input [%]	0,5
Operating conditions	
Ambient temperature [°C]	-5...70
Storage temperature [°C]	-25...85
Max. relative air humidity [%]	90; (non condensing)
Max. height above sea level [m]	2000
Protection	IP 68; IP 69K
Tests / approvals	
EMC	EN 62026-2 EN 61000-6-2
MTTF [years]	98



## AS-Interface ProcessLine module

ProcessLine 4AI C IP69K

AS-i classification		
AS-i version		2.11; 3.0
Extended addressing mode		no
AS-i master profile		M3; M4
AS-i profile		S-7.3.E
AS-i I/O configuration	[hex]	7
AS-i ID code	[hex]	3.E
AS-i certificate		101108
Mechanical data		
Weight	[g]	625
Dimensions	[mm]	Ø 137.3 / L = 80
Material		threaded bush: stainless steel (1.4404 / 316L); LED-Fenster: PC; O-ring: EPDM; Protective cap: PP
Displays / operating elements		
Display	analog signal	LED, yellow Channels AI1...AI4
	Power	LED, green AS-i
	errors	LED, red
Electrical connection		
Module connection		M12
Accessories		
Accessories (optional)		Protective cap: M12, E70297
		Flat cable insulation displacement connector:, E70455
		Torque wrench:, E70390
Remarks		
Remarks		When the sensors and actuators are supplied from AS-i the load must not exceed a maximum of 380 mA.
		The load for an individual sensor connection must not exceed 200 mA.
		When connecting a 2-wire or 3-wire sensor without own supply there has to be an external link between pin 3 and pin 4.
		The inputs (pins 2 and 4) are electrically separated and have no connection to AS-i.
		The sensor supply (pins 1 and 3) is electrically connected to AS-i.
		MEW = % of the final value of the measuring range
Pack quantity		1 pcs.

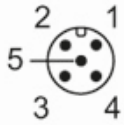


## AS-Interface ProcessLine module

ProcessLine 4AI C IP69K

### Electrical connection - AS-i

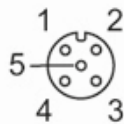
Connector: 1 x M12; coding: A; Tightening torque: 1.2...1.4 Nm



1:	AS-i +
2:	n.c.
3:	AS-i -
4:	n.c.
5:	functional earth (FE)

### Electrical connection - Process connection

Connector: 4 x M12; coding: A; Tightening torque: 1.2...1.4 Nm



	Inputs
1	Sensor supply + 24 V
2	analog input AI +
3	Sensor supply 0 V
4	analog input AI -
5	functional earth (FE)