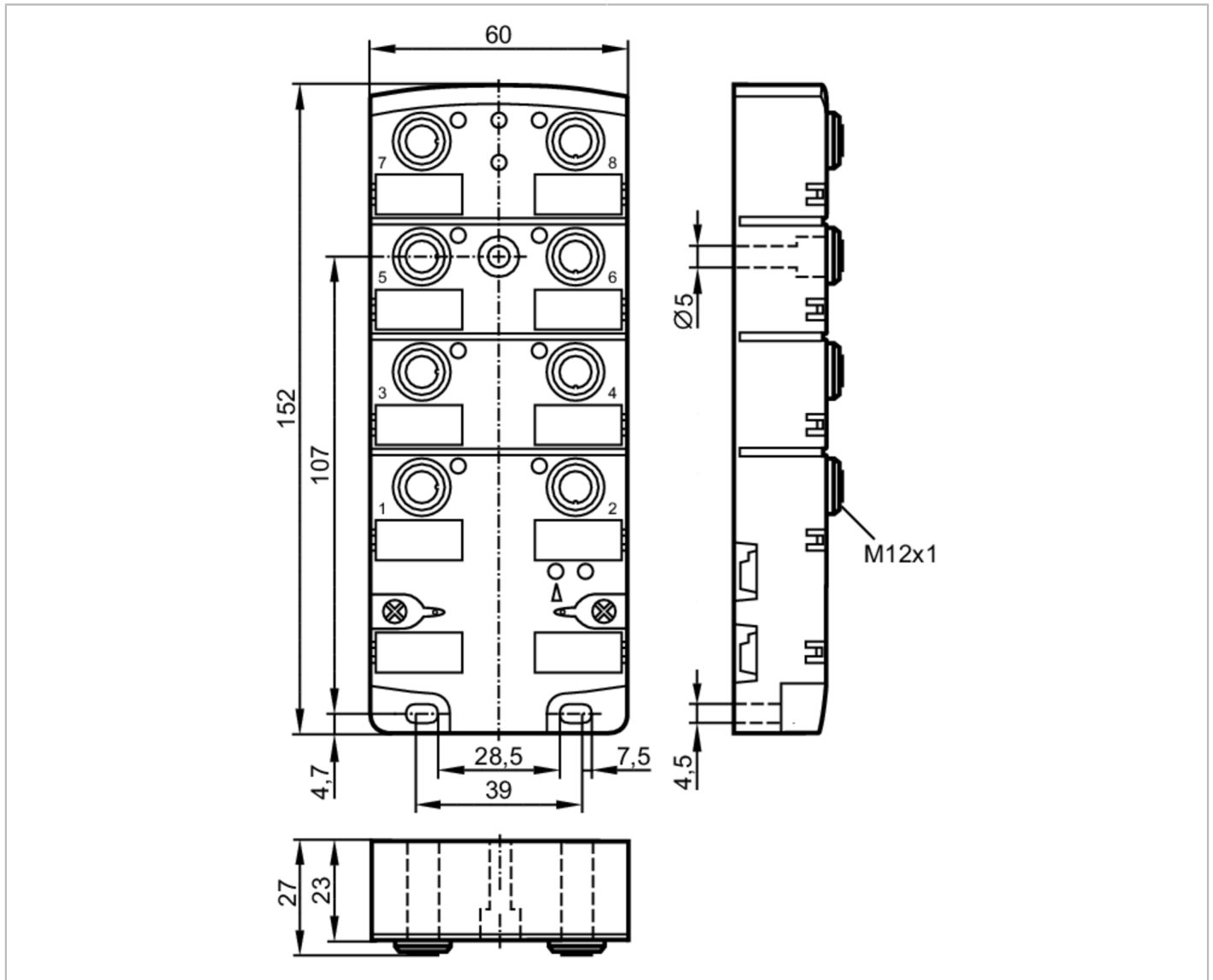


AC2459



AS-Interface CompactLine module

CompactLM12 4DI-Y 4DO T



Application	
Application	field installation
Electrical data	
Operating voltage [V]	26.5...31.6 DC
Max. current consumption from AS-i [mA]	250
Max. current load total [A]	4
Additional voltage supply [V]	10...30 DC; (AUX)
Max. current consumption from additional supply [mA]	4000; (AUX)
Integrated watchdog	yes
Inputs / outputs	
Number of inputs and outputs	Number of digital inputs: 4; Number of digital outputs: 4



AS-Interface CompactLine module

CompactLM12 4DI-Y 4DO T

Inputs	
Number of digital inputs	4
Input circuit of digital inputs	PNP; (type 2 according to IEC 61131-2)
Sensor supply of the inputs	AS-i
Voltage supply [V]	20...30; (DC)
Max. total current rating of inputs [mA]	200
Input current limitation [mA]	15
Input current High [mA]	6...10
Input current low [mA]	0...2
Switching level high [V]	> 11
Digital inputs protected against short circuits	yes
Outputs	
Number of digital outputs	4
Circuit	PNP
Voltage range DC [V]	10...30; (AUX)
Max. current load per output [mA]	2000; (utilization category DC-13 (control of electromagnets): 20 W (IEC 60947-5-1))
Max. current load outputs total [A]	4
Short-circuit proof	yes
Electrically separated	yes
Actuator supply outputs	AUX
Operating conditions	
Ambient temperature [°C]	-25...80
Storage temperature [°C]	-25...80
Max. relative air humidity [%]	90; (non condensing)
Max. height above sea level [m]	2000
Protection	IP 67; (when flat cables are used E7400x / E7401x)
Tests / approvals	
EMC	EN 61000-6-2
	EN 62026-2
	EN 50581
MTTF [years]	193
UL approval	voltage supply Class 2
AS-i classification	
AS-i version	2.11; 3.0
AS-i addressing	IR addressing possible
Extended addressing mode	no
AS-i master profile	M2; M3; M4
AS-i profile	S-7.F.E
AS-i I/O configuration [hex]	7
AS-i ID code [hex]	F.E
AS-i certificate	40401



AS-Interface CompactLine module

CompactLM12 4DI-Y 4DO T

Data bits	Data bit	D0	D1	D2	D3
	Input	1	2	3	4
	Socket	I-1/2	I-1/2 / I-2	I-3/4	I-3/4 / I-4
	Pin	4	2 4	4	2 4
	Output	1	2	3	4
	Socket	O-1	O-2	O-3	O-4
	Pin	4	4	4	4

Mechanical data

Weight [g]	374
Type of mounting	AS-i flat cable connection
Material	PA; Socket: brass nickel-plated; threaded inserts in the lower part: brass nickel-plated; O-ring: FKM; Piercing contacts: CuSn6 nickel-plated and tin-plated

Displays / operating elements

Display	Switching status	LED, yellow I1...I4, O1...O4
	Power	LED, green AS-i, AUX
	errors	LED, red

Electrical connection

Module connection	Flat cable
-------------------	------------

Accessories

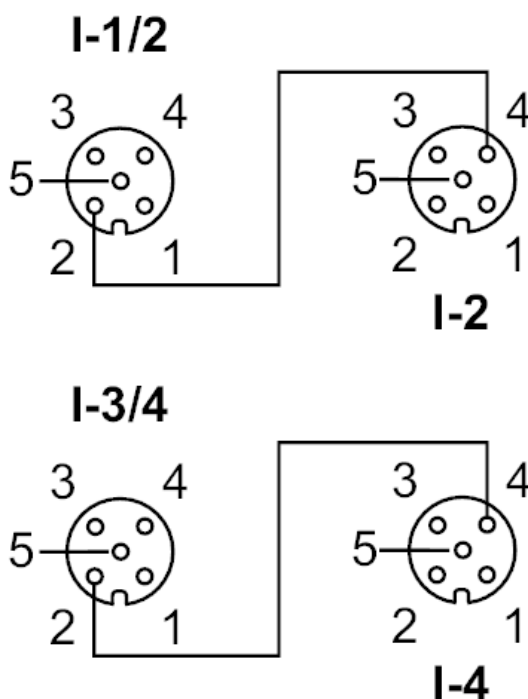
Accessories (optional)	stainless steel sleeve, for installation in case of high mechanical stress , E70402
------------------------	---

Remarks

Remarks	Do not connect any of the following points to an external potential:
	I-, I+, I1, I2, I3, I4
	The connections are electrically connected with the AS-i cable.
Pack quantity	1 pcs.

Electrical connection - Inputs

Connection



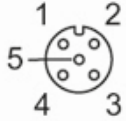
AC2459



AS-Interface CompactLine module

CompactLM12 4DI-Y 4DO T

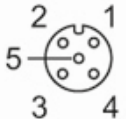
Connector: 4 x M12; coding: A



	Inputs
1	Sensor supply +
2	Data input
3	Sensor supply -
4	Data input
5	functional earth (FE)

Electrical connection - Outputs

Connector: 4 x M12; coding: A



	Outputs
3	External voltage AUX -
4	Switching output
5	functional earth (FE)
1, 2	not used