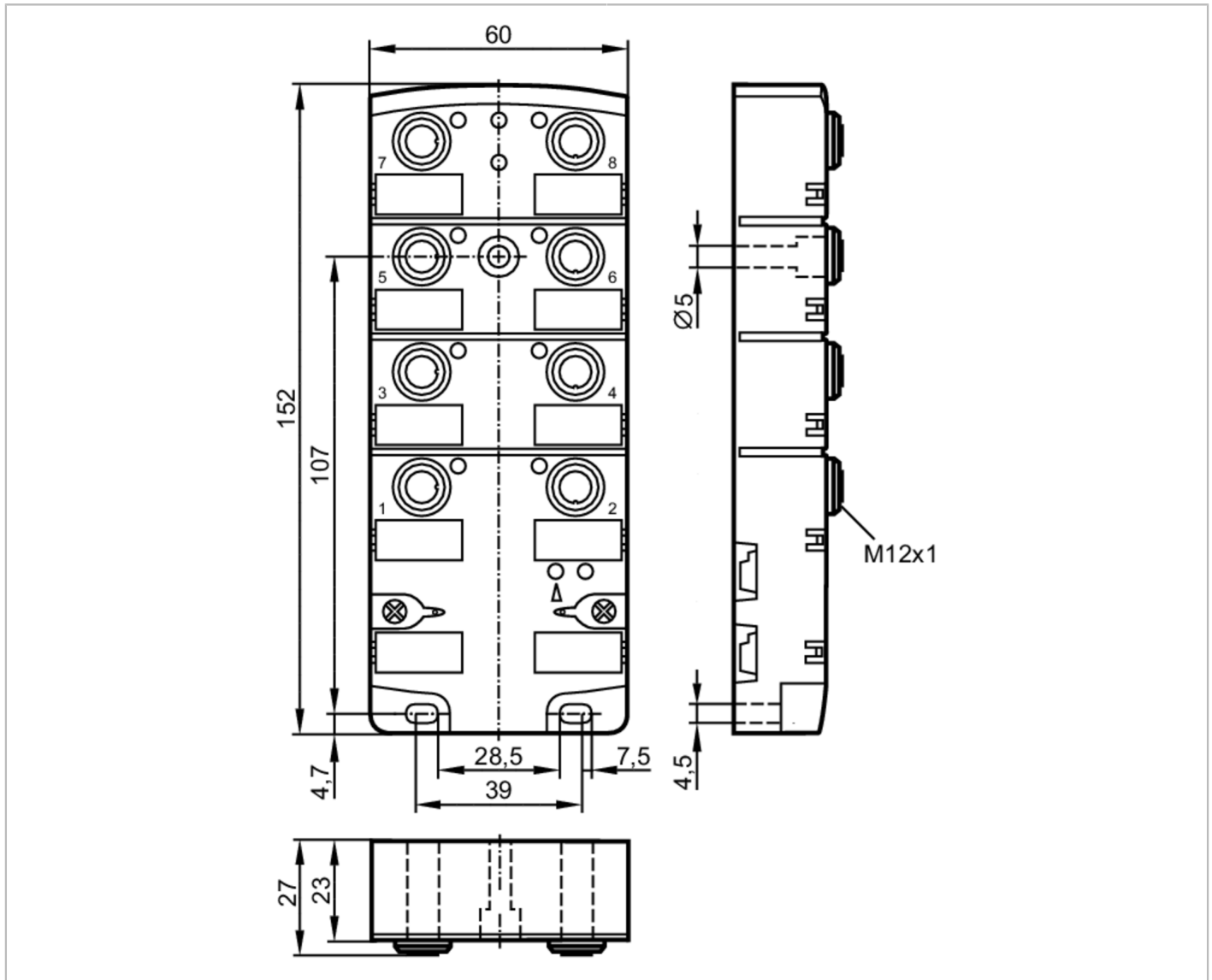


AC2412



AS-Interface CompactLine module

CompactModule 4DI 4DO T M12



Application	
Application	field installation
Electrical data	
Operating voltage [V]	26.5...31.6 DC
Max. current consumption from AS-i [mA]	250
Max. current load total [A]	4
Additional voltage supply [V]	10...30 DC; (AUX)
Max. current consumption from additional supply [mA]	4000; (AUX)
Integrated watchdog	yes
Inputs / outputs	
Number of inputs and outputs	Number of digital inputs: 4; Number of digital outputs: 4



AS-Interface CompactLine module

CompactModule 4DI 4DO T M12

Inputs		
Number of digital inputs		4
Input circuit of digital inputs		PNP; (type 2 according to IEC 61131-2)
Sensor supply of the inputs		AS-i
Voltage supply	[V]	20...30; (DC)
Max. total current rating of inputs	[mA]	200
Input current limitation	[mA]	15
Input current High	[mA]	6...10
Input current low	[mA]	0...2
Switching level high	[V]	> 11
Digital inputs protected against short circuits		yes
Outputs		
Number of digital outputs		4
Circuit		PNP
Voltage range DC	[V]	10...30; (AUX)
Max. current load per output	[mA]	2000; (utilization category DC-13 (control of electromagnets): 20 W (IEC 60947-5-1))
Max. current load outputs total	[A]	4
Short-circuit proof		yes
Electrically separated		yes
Actuator supply outputs		AUX
Operating conditions		
Ambient temperature	[°C]	-25...80
Storage temperature	[°C]	-20...80
Max. relative air humidity	[%]	90; (non condensing)
Max. height above sea level	[m]	2000
Protection		IP 67; (when flat cables are used E7400x / E7401x)
Tests / approvals		
EMC		EN 61000-6-2
		EN 62026-2
		EN 50581
MTTF	[years]	193
UL approval		voltage supply Class 2
AS-i classification		
AS-i version		2.11; 3.0
AS-i addressing		IR addressing possible
Extended addressing mode		no
AS-i master profile		M2; M3; M4
AS-i profile		S-7.0.E
AS-i I/O configuration	[hex]	7
AS-i ID code	[hex]	0.E
AS-i certificate		46001

AC2412



AS-Interface CompactLine module

CompactModule 4DI 4DO T M12

Data bits	Data bit	D0	D1	D2	D3
	Input	1	2	3	4
	Socket	I-1	I-2	I-3	I-4
	Pin	2+4	2+4	2+4	2+4
	Output	1	2	3	4
	Socket	O-1	O-2	O-3	O-4
	Pin	4	4	4	4

Mechanical data

Weight [g]	376.5
Type of mounting	AS-i flat cable connection
Dimensions [mm]	152 x 60 x 27
Material	PA; Socket: brass nickel-plated; threaded inserts in the lower part: brass nickel-plated; O-ring: FKM; Piercing contacts: CuSn6 nickel-plated and tin-plated

Displays / operating elements

Display	Switching status	LED, yellow I1...I4, O1...O4
	Power	LED, green AS-i, AUX
	errors	LED, red

Electrical connection

Module connection	Flat cable
-------------------	------------

Accessories

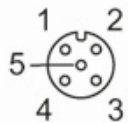
Accessories (optional)	stainless steel sleeve, for installation in case of high mechanical stress , E70402
------------------------	-------------------------------------------------------------------------------------

Remarks

Remarks	Do not connect any of the following points to an external potential: I-, I+, I1, I2, I3, I4
	The connections are electrically connected with the AS-i cable.
Pack quantity	1 pcs.

Electrical connection - Inputs

Connector: M12; coding: A



1	Inputs
2+4	Sensor supply L+
3	Data input 1 internally bridged
5	Sensor supply L-
	functional earth

AC2412

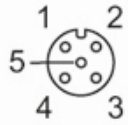


AS-Interface CompactLine module

CompactModule 4DI 4DO T M12

Electrical connection - Outputs

Connector: M12; coding: A



	Outputs
3	External voltage AUX -
4	Switching output
5	functional earth (FE)
1, 2	not used