


# CC-300 and CC-400 Headsets

Intercom Accessories



Linking  
People  
Together



CC-300

CC-400

## Key Features and Benefits

- High-quality dynamic hyper-cardioid microphone
- High ambient-noise attenuation headphones
- 40Hz-20kHz frequency response
- Flexible gooseneck microphone positioning
- Boom rotation ON/OFF switch for quick microphone muting
- Interchangeable cabling for easy connector changing and repair
- Fully serviceable headsets
- Storage bag and ear pad covers included

A versatile high performance range of headsets designed to give excellent audio quality, comfort and ease of use to suit every need.

## Description

The CC-300 (single-ear) and CC-400 (double-ear) headsets feature high performance headphones and cardioid dynamic microphone that provide high quality audio.

## Operation

The CC-300 and CC-400 headsets can be easily adjusted to accommodate the preference of any user. The microphone boom has a 300° rotation to allow the microphone to be worn on the left or right side of the head. Users can make the headset larger or smaller by using the slide adjusters on either side of the headband. Cushioned with super-soft leatherette padding, the headphones sit on the ear to provide a comfortable fit for users. A rotating, flexible gooseneck is included for optimal positioning.

## Integrated Mute Switch Operation

The CC-300 and CC-400 headset microphones can be turned on and off by moving the microphone boom. To turn ON the microphone, pull the boom gently downwards (past the 10 o'clock/2 o'clock position). To turn the microphone OFF, push the boom gently upwards (above the 10 o'clock/ 2 o'clock position).

## Interchangeable Cabling

The CC-300 and CC-400 headsets have been designed so that the cabling and connector type can be adapted quickly to the application. Users can order cables with different XLR connector choices and appropriate pin-outs. To change the connector cable in the field, simply disconnect the cable from the headset and exchange the cable with a standard Phillips screwdriver. The same process can be used to repair and replace a damaged cable on the fly.

# CC-300 and CC-400 Headsets

Intercom Accessories

## Technical Specifications

### Headphone

**Type:** Closed-back  
**Driver:** 40mm diameter, neodymium magnet, copper-clad aluminum wire voice coil  
**Frequency Response:** 40Hz v- 20kHz

### Microphone

**Element:** Dynamic  
**Polar Pattern:** Hyper-cardioid  
**Frequency Response:** 300Hz - 20kHz

### Sensitivity

**Microphone Open Circuit Sensitivity:** -61dB ±3.5dB (0dB=1V/1Pa, at 1kHz, typical)

### Headphone Sensitivity

**CC-300:** 102dB ±3dB (SPL) /1mW at 1kHz typical  
**CC-400:** 98dB ±3dB (SPL) /1mW at 1kHz typical

### Impedance

**CC-300:** 400Ω ±30%; at 1kHz typical  
**CC-400:** 200Ω ±30%; at 1kHz typical  
**Microphone:** 200Ω ±30%; at 1kHz typical

### Connector

**Cable:** 5ft (1.55m) long with 8-pin connector at headset end; 4-pin Female XLR

### Dimensions

**Packaging for CC-300 and CC-400:**  
 4.8 x 13 x 10.43in (WxHxD)  
 (122 x 330 x 265mm)

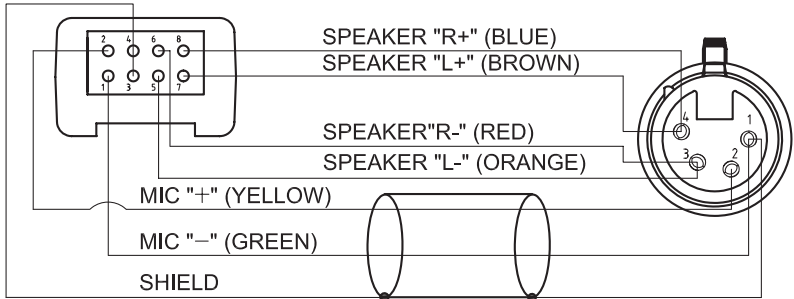
### Weight

**CC-300:** 8.6oz (245g) without 8-pin cable assembly and M3\*18mm SCREW  
**CC-400:** 11.1oz (315g) without 8-pin cable assembly and M3\*18mm SCREW

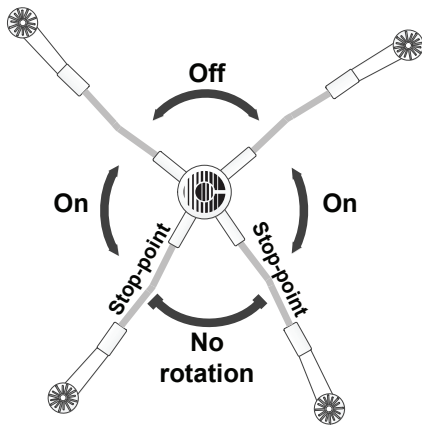
## Order Codes

- CC-300-X4:** Single-ear 4-pin Female XLR
- CC-300-X5:** Single-ear 5-pin Male XLR
- CC-300-X6:** Single-ear 6-pin male XLR (balanced mic)
- CC-300-X7:** Single-ear 7-pin Female XLR
- CC-300-Y5:** Single-ear 5-pin Female XLR
- CC-300-B6:** Single-ear no connector
- CC-400-X4:** Double-ear 4-pin Female XLR
- CC-400-X5:** Double-ear 5 pin Male XLR
- CC-400-X6:** Double-ear 6-pin male XLR (balanced mic)
- CC-400-X7:** Double-ear 7-pin Female XLR
- CC-400-Y5:** Double-ear 5-pin Female XLR
- CC-400-B6:** Double-ear no connector

## Wiring Diagram for Connector Pin-Outs



## Microphone Boom Rotation Switch



## Microphone Polar Response

