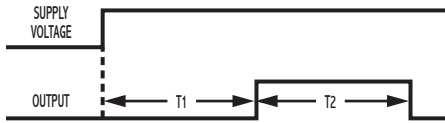


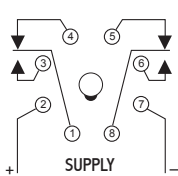
OPERATION

Application of voltage to the input of the timer initiates the OFF time. Upon completion of the OFF time, the relay energizes and the ON time begins. Upon completion of the ON time, the relay de-energizes and the cycle is complete. Reset during or after the time periods is accomplished by removal of the input voltage. The OFF/ON time periods are independently adjustable.

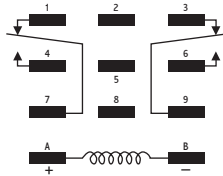


Delayed Interval Relay Output

WIRING

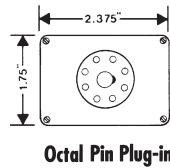
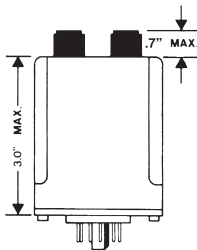


DPDT Octal Plug-in
RB-08/PF083A



DPDT Blade Plug-in
70-463-1

DIMENSIONS (INCHES)



Octal Pin Plug-in

MODEL NUMBER

MODEL NUMBER	TDH		A			
SUPPLY VOLTAGE						
24 VAC or DC		24				
110/120 VAC or DC		120				
TYPE OF OPERATION						
Knob Adjustable				K		
Lock Nut Adjustable				L		
Fixed				F		
ENCLOSURE STYLE						
8-pin octal plug-in					A	
Blade plug-in					B	
DELAY PERIOD						
See page 82 for standard ranges available						

Example: TDH-120-ALA-300—Delayed interval, 120 Volts AC or DC, both delays are independently adjustable from 3 to 300 seconds, 8-pin octal plug-in, UL Recognized.

SPECIFICATIONS

TIMING RANGES

Virtually unlimited. See page 77 for standard ranges available.

OUTPUT RATING DPDT, 10 A @ 250 VAC or 24 VDC, resistive;
211 VA @ 120 VAC, inductive

TIMING Minimum Setting +0 – 20%

TOLERANCES Maximum Setting ±10%;

REPEATABILITY 1% maximum; no first cycle effect

RESET TIMES Before Time Out 100 mSEC
After Time Out 50 mSEC

RECYCLE TIME 40 mSEC

SUPPLY VOLTAGE 24 or 120 VAC or VDC, 50/60 Hz; ±10%

FALSE TRANSFER No

REVERSE POLARITY PROTECTED Yes

POWER CONSUMPTION 3 watts (approximately)

TEMPERATURE RATING Operate 32° to 131°F (0° to +55°C)
Storage -49° to 185°F (-45° to +85°C)

LIFE EXPECTANCY Mechanical 10 million operations (minimum)
Electrical 100,000 operations
@ rated load

WEIGHT 6.4 oz.