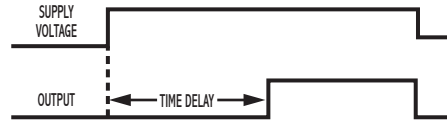




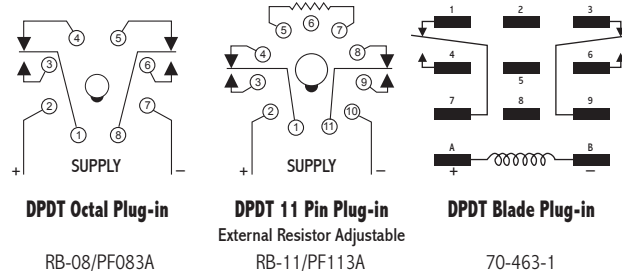
On-Delay Relay Output

OPERATION

The time delay begins when power is applied to the input. Upon completion of the delay period, the relay energizes. Reset during or after the delay period is accomplished by removal of the input voltage. The TDC/TUC will not false transfer if voltage is removed prior to completion of the delay period. A fast recycle time permits accurate, high speed, continuous operation.



WIRING



SPECIFICATIONS

TIMING RANGES

Virtually unlimited. See page 77 for standard ranges available.

OUTPUT RATING DPDT, 10 A @ 250 VAC or 24 VDC, resistive; 211 VA @ 120 VAC, inductive, 25VA @ 24VAC inductive

TIMING TOLERANCES Minimum Setting +0 – 20%
Maximum Setting ±10%;

REPEATABILITY 1% maximum; no first cycle effect

RESET TIMES Before Time Out 100 mSEC
After Time Out 50 mSEC

RECYCLE TIME 40 mSEC

SUPPLY VOLTAGE 24 or 120 VAC or VDC, 50/60 Hz; ±10%
(TUC Series available in 120 Volts only)

FALSE TRANSFER No

REVERSE POLARITY PROTECTED Yes

POWER CONSUMPTION 3 watts (approximately)

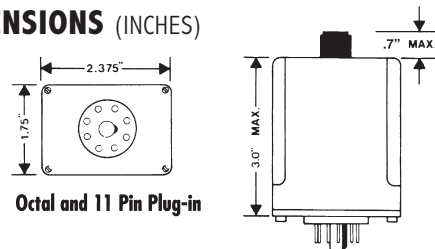
DUTY CYCLE Continuous

TEMPERATURE RATING Operate 32° to 131°F (0° to +55°C)
Storage -49° to 185°F (-45° to +85°C)

LIFE EXPECTANCY Mechanical 10 million operations (minimum)
Electrical 100,000 operations @ rated load

WEIGHT 5 oz.

DIMENSIONS (INCHES)



MODEL NUMBER

MODEL NUMBER	T		C		A		
SERIES							
Relay Output		D					
Relay Output with CSA		U*					
SUPPLY VOLTAGE							
24 VAC or DC				24			
110/120 VAC or DC				120			
TYPE OF OPERATION							
Knob Adjustable					K		
Lock Nut Adjustable					L		
Fixed					F		
External Resistor Adjustable					R**		
ENCLOSURE STYLE							
8 or 11-pin Round Plug-in						A	
Blade Plug-in						B	
Non-UL 12-pin DIP Plug-in						C	

DELAY PERIOD

See page 82 for standard ranges available

Example: TUC-120-AGA-900—Interval on operate, 120 Volts AC or DC, knob adjustable from 9 to 900 seconds, 8-pin octal plug-in, UL recognized and CSA approved.

Notes:* The TUC series is offered in 120 Volts, style A enclosure only with optional types of operation “K”, “L”, or “F” CSA certified, File #LR40123**

TDC models using the “R” option are not UL Recognized. The “R” option is not offered in the TUC series or the style B enclosure. TDC models using “F”, “K”, or “L” options and in the 8-pin octal plug are only available in 24-volts.