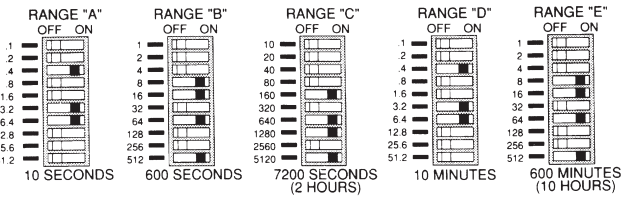
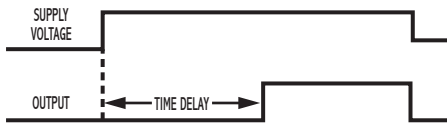


The time delay begins when supply voltage is applied to the input. Upon completion of the delay period, the relay energizes. Reset during or after the delay period is accomplished by removal of the supply voltage. The TBC Series will not false transfer if supply voltage is removed prior to completion of the delay period. A fast recycle time permits accurate, high speed, continuous operation.

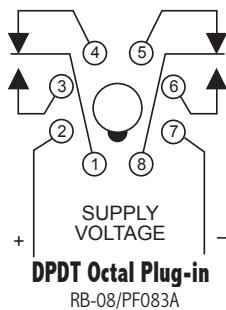
**DIP SWITCH OPERATION**



Digital selection of the time delay is accomplished by the use of ten (10) binary switches, each marked with a time increment. The time periods, of which there are five (5) ranges, represented by each switch in the ON position is added together to obtain the desired time delay. No more trial-by-error adjustments.



**WIRING**



**MODEL NUMBER**

<b>MODEL NUMBER</b>	TBC				A
<b>CONTROL VOLTAGE</b>					
12 VDC	12	D			
24 VAC/DC	24	A			
48 VDC	48	D			
120 VAC/DC	120	A			
240 VAC	240	A			
<b>TIME DELAY RANGE</b>					
0.1 to 102.3 SEC in 0.1 SEC Increments				A	
1.0 to 1,023 SEC in 1.0 SEC Increments				B	
10 to 10,230 SEC in 10 SEC Increments				C	
0.1 to 102.3 MIN in 0.1 MIN Increments				D	
1.0 to 1,023 MIN in 1.0 MIN Increments				E	
<b>HOUSING</b>					A



**On-Delay DIP Switch TDR**

**SPECIFICATIONS**

<b>TIME DELAY RANGE</b>	A	0.1 to 102.3 SEC in 0.1 SEC Increments
	B	1.0 to 1,023 SEC in 1.0 SEC Increments
	C	10 to 10,230 SEC in 10 SEC Increments
	D	0.1 to 102.3 MIN in 0.1 MIN Increments
	E	1.0 to 1,023 MIN in 1.0 MIN Increments
<b>OUTPUT RATING</b>	10 A @ 250 VAC or 24 VDC, resistive	
<b>ACCURACY</b>	Setting	±2% or ±50 mSEC; whichever is greater
	Repeat	±0.1% or ±8.3 mSEC; whichever is greater
<b>RESET TIMES</b>	Before Time Out	100 mSEC
	After Time Out	50 mSEC
<b>SUPPLY VOLTAGE</b>	12, 24, 48, 120 or 240 VAC, 50/60 Hz; or DC; ±10%	
<b>FALSE TRANSFER</b>	No	
<b>REVERSE POLARITY PROTECTED</b>	Yes	
<b>POWER REQUIRED</b>	3 VA, approximately	
<b>DUTY CYCLE</b>	Continuous	
<b>TEMPERATURE RATING</b>	Operate	32° to 131°F (0° to +55°C)
	Storage	-49° to 185°F (-45° to +85°C)
<b>LIFE EXPECTANCY</b>	Mechanical	10 million operations, minimum
	Electrical	100,000 operations @ rated load
<b>INDICATORS</b>	LED glows when relay is energized	
<b>ISOLATION</b>	1,500 volts, input/output	
<b>WEIGHT</b>	0.35 lbs.	

**DIMENSIONS (INCHES)**

