


Phase Monitor Relays (3-Phase Monitors) provide cost-effective protection against premature equipment failure caused by voltage faults on 3-Phase systems (Wye or Delta). The SLU Series multi-mode phase monitoring relay, was designed for the convenience of electrician's, maintenance managers and engineers. A single SLU Phase Monitoring Relay can be easily adjusted for the voltage, imbalance percentage and time delay requirements to protect against unbalanced voltages or single phasing regardless of any regenerative voltages.

Both **DELTA** and **WYE** systems may be monitored. In Wye systems, connections to neutral are NOT required. The SLU-100 Series is UL Listed under UL File Number E55826.

NOTE: Not recommended for generator or variable frequency drive applications. Call technical support for application assistance.



SLU-100-ASA

SLU-100-ASD

Universal Phase Monitor

SPECIFICATIONS

AUTO RANGING SCALES	Frequency	Nominal Line-to-Line Voltages	Adjustable Range
60Hz		208, 220, 240, 380,	200-250
		415, 440, 460, 480	360-500
50Hz		208, 220, 240	200-250
		346, 380, 415	330-430

VOLTAGE BAND	Drop-out	±10% of Range Setting (Under/Over)
	Pick-up	±7% of Range Setting (Under/Over)

MAXIMUM VOLTAGE	550 VAC (Line-to-Line)
------------------------	------------------------

PHASE SEQUENCE	ABC (Will Not Operate On CBA Sequence)
-----------------------	--

POWER REQUIRED	90VA Max.
-----------------------	-----------

PHASE UNBALANCE	2% to 10%, Adjustable Drop-out Hysteresis 10% of Setting
------------------------	--

PHASE SHIFT	13° Drop-out, 12° Pick-up (Ø-Loss)
--------------------	------------------------------------

FREQUENCY SHIFT	50/60 Hz
Drop-out	± 4%
	Pick up

RESET	Automatic or Manual Mode
--------------	--------------------------

RELAY OUTPUT	SPDT, 10A @ 240VAC Resistive, 1/2 HP @240VAC
---------------------	--

INDICATORS	Flashing	Continuous
	Normal (Green LED)	Fault Delay Active
Fault (Red LED)	Restart Delay Active	Relay De-energized

RESPONSE	Power Up	2.5 SEC Minimum
	Fault Delay	.1 to 25 SEC., Adjustable
	Severe Fault	100mS (Phase-Loss, Unbalance or Phase Reversal)
	Restart	0.5 to 300 S, Adjustable (Auto Reset)

TEMPERATURE RATINGS	Operate 32° to 131°F (0° to +55°C)
	Storage -49° to 185°F (-45° to +85°C)

REPEAT ACCURACY	1% @ Fixed Condition
------------------------	----------------------

TERMINALS (DIN)	Slotted Screw Terminal Clamps, 12AWG Max.
------------------------	---

ENCLOSURE	Style "A"	LEXAN® Dust Cover
	DIN	35mm DIN Rail, 14 Term Polycarbonate Housing

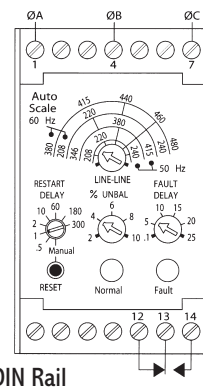
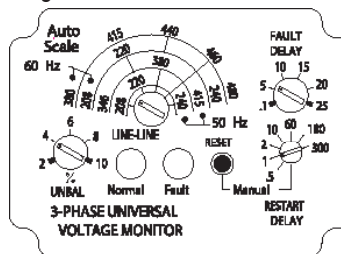
WEIGHT	0.35 to 0.5 lbs.
---------------	------------------

ORDERING INFORMATION

MODEL NUMBER	DESCRIPTION
SLU-100-ASA	Universal Phase Monitor
SLU-100-ASD	Din Rail Mount Universal Phase Monitor

TOP LABELS

Plug-In



DIMENSIONS (INCHES)

