

WaterPro™ Motorized Ball Valve



Leading Edge Control Products

Lead-Free | Rated NSF61, Type 4 (Outdoor), and 12VDC

MOTORIZED BALL VALVE ONLY (USE WITH ALDERON™ WATERPRO™ SERIES)

TECHNICAL DATA SHEET

DESCRIPTION OF OPERATION



(3/4" model shown)

The WaterPro™ Motorized Ball Valve is used with Alderon™ WaterPro™ series alarm and control panel monitoring systems. For indoor applications the valves are connected to a WaterPro™ 1-Zone V-Series Valve Alarm and indoor/outdoor applications the valves are connected to a WaterPro™ Control Panel. Available models are forged brass, lead-free/rated NSF61, full-port, Type 4 rated housing, 12VDC and valves ranging in size from 1/2" to 2" with NPT thread. Note: Model sizes 1/2" to 1 1/4", the valve housing is as shown and model sizes 1 1/2" to 2", the valve housing is a different style.

Motorized ball valves are installed where it is desired to stop water flow (typically the main domestic water supply) and connected to either the alarm or control panel low voltage terminals. When connected to a WaterPro™ monitoring system, LED indicators provide visual indication of the valve position status. A green LED indicates an open valve and red LED indicates a closed valve.

Alderon™ WaterPro™ alarm and control panel monitoring systems include optional accessories to expand monitoring for water protection including: well pump or water heater shutoff contactors, indoor and outdoor alarm panels, sensors, floats, auto dialer, and strobe beacon. Use packaged systems or customize a water protection control system for specific applications.

STANDARD FEATURES



(1) **Valve Housing** - Polycarbonate, rated Type 4, and used either indoor or outdoor.

(2) **Valve Body** - Forged brass, lead-free/rated NSF61, and full-port. Available in sizes ranging from 1/2" to 2" with NPT thread. The valve stem is made from nickel plated brass (2" stainless steel) and the valve ball is made from chrome plated brass.

(3) **Fasteners** - Made from stainless steel, prevents rusting and a secure connection between the valve body and housing.

(4) **Valve Switch Handle** - Located on top of the housing, operates the ball inside the valve body using internal motorized components. In the event of a power loss or desire to close the valve, manually operate the valve status by turning the handle to closed or open.

(5) **Cable Grip** - Creates a liquid and gas tight strain relief for the included 6-conductor wire when securely fastened.

(6) **Status Limit Switch (not shown)** - Internal switch which provides valve status for open or closed indication on the monitoring system.

(7) **6-Conductor Wire (not shown)** - Connects the valve to terminals on an Alderon™ WaterPro™ indoor or outdoor monitoring system, rated 12VDC.

(8) **Seats/Thrust Washers (not shown)** - Made from reinforced Teflon® (RTFE) that improves strength and resistance to abrasive wear, cold flow, and permeation in molded seats. The material allows for applications to operate at a higher pressure and temperature.

(9) **Stem Seal (not shown)** - The stem is sealed with Viton O-Rings, commonly used in system sealing applications that offer improved resistance to acids, water, and steam.

SPECIFICATIONS

WaterPro™ Motorized Ball Valve

Voltage
12VDC

Valve Body
Forged Brass, Lead-Free, Full-Port
Rated NSF61

Valve Stem
Nickel Plated Brass (2" stainless steel)

Valve Ball
Chrome Plated Brass

Seats/Thrust Washers
Reinforced Teflon® (RTFE)

Stem Seal
Viton O-Rings

Housing
Polycarbonate
Type 4, Indoor and Outdoor

Fasteners
Stainless Steel

Operating Temperature
35° F to 105° F

Working Pressure
200 PSI maximum (½" to 1¼")
300 PSI maximum (1½" to 2")

Flow (GPM)
½" NPT = 19
¾" NPT = 34
1" NPT = 52
1¼" NPT = 77
1½" NPT = 143
2" NPT = 205

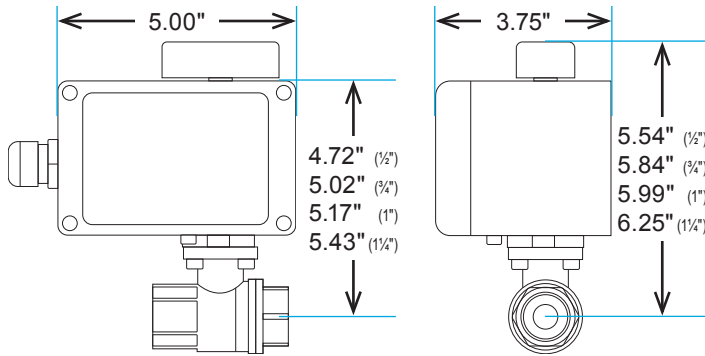
Status Limit Switch
Open/Closed Indication

Manual Operation
Open/Close Handle

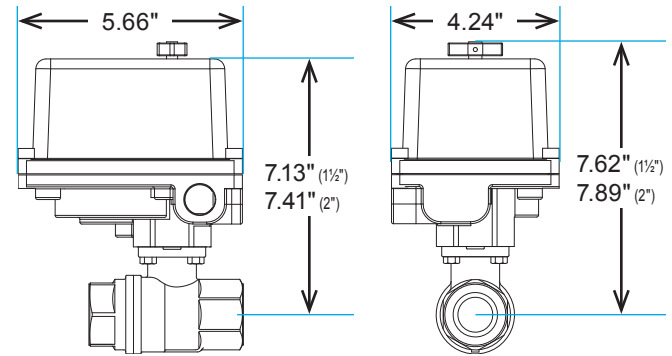
Three-Year Limited Warranty

MECHANICAL DRAWING

WaterPro™ Motorized Ball Valve (valve sizes ½" to 1¼")

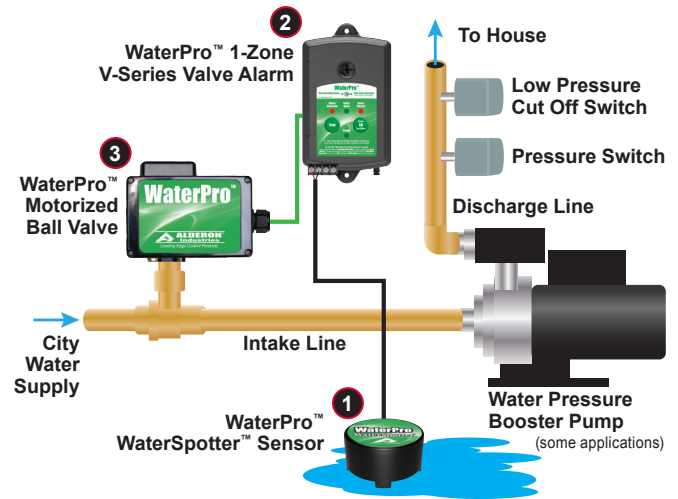


WaterPro™ Motorized Ball Valve (valve sizes 1½" to 2")



APPLICATION EXAMPLE

- Detect Water**
A WaterPro™ WaterSpotter™ Flood Sensor will detect a water leak at 1/16-inch level in the designated monitoring area and sends a signal to the WaterPro™ 1-Zone V-Series Valve Alarm.
- Alarm Activation and Auxiliary Contacts**
During an alarm condition, the WaterPro™ 1-Zone V-Series Valve Alarm red water detected and valve closed LEDs will illuminate, buzzer will annunciate, and the auxiliary contacts will activate. The alarm panel sends a signal to close the motorized ball valve, shutting off the water supply. Use the auxiliary contacts to connect to BAS systems and phone dialers for remote notification.
- Water Supply Shutoff**
A WaterPro™ Motorized Ball Valve receives a signal from the WaterPro™ 1-Zone V-Series Valve Alarm and will close the valve. The system must be manually reset, press and hold the SR pushbutton on the alarm panel after the alarm condition has been cleared to reset the valve, the green valve open LED should illuminate to indicate the water supply has been restored.



ORDERING INFORMATION

For a complete list of standard products with pricing, refer to the current year price sheet or visit alderonind.com for more information.

PART NUMBER	DESCRIPTION
7040	WaterPro™ ½" Motorized Ball Valve, 12VDC, Lead-Free/NSF61 Rated, Type 4
7041	WaterPro™ ¾" Motorized Ball Valve, 12VDC, Lead-Free/NSF61 Rated, Type 4
7042	WaterPro™ 1" Motorized Ball Valve, 12VDC, Lead-Free/NSF61 Rated, Type 4
7043	WaterPro™ 1¼" Motorized Ball Valve, 12VDC, Lead-Free/NSF61 Rated, Type 4
8052	WaterPro™ 1½" Motorized Ball Valve, 12VDC, Lead-Free/NSF61 Rated, Type 4
8053	WaterPro™ 2" Motorized Ball Valve, 12VDC, Lead-Free/NSF61 Rated, Type 4