

Selectronic® Tattletale® Remote Alarm Annunciators

The ST Series Selectronic Tattletale annunciators are a simple and inexpensive answer to your remote alarm annunciator needs. These compact Tattletale annunciators announce by a flashing LED which variable malfunctioned. It may feature a pulsating Mini-Siren® to audibly alert to the malfunction, which is silenced by depressing the alarm silence button. The visual signal remains in operation until the fault is corrected and the contacts are cleared. When an alarm sensor trips, the LED flashes, and if equipped, the Mini-Siren sounds. At the same time, an output circuit will activate which allows you to connect an external relay to operate a general alarm, operate a shutdown device, etc.

A test push button tests all alarm LEDs.

Basic models accept 8-32 VAC or 8-40 VDC input voltage. Others are available for either 12-VDC or 24-VDC input.

Preprinted peel and stick nameplates for common faults are supplied with each unit. Most of the Selectronic Tattletale annunciators accept either



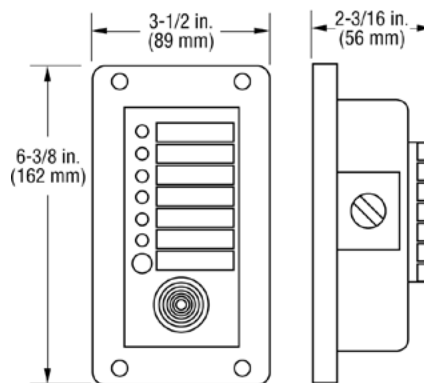
normally open (N.O.) or normally closed (N.C.) contacts. You can mix N.O. and N.C. contacts on the same unit.

Two mounting styles are offered: a recessed panel mounting flange and a freestanding gimbal mounting. (Model STA16 is available only in flange mount).

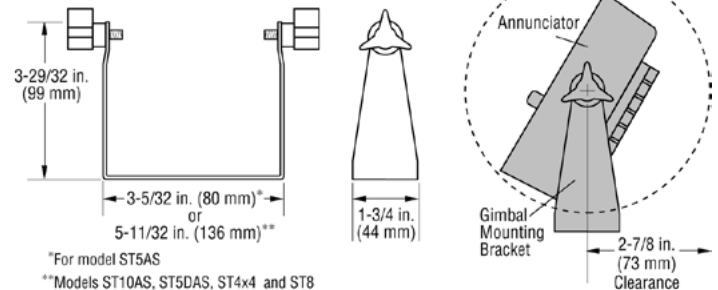
All models except STA16 have a time delay available to lock out the audible alarm on startup. These unique alarm panels have wide ranging applications and can be grouped in many configurations.

Dimensions

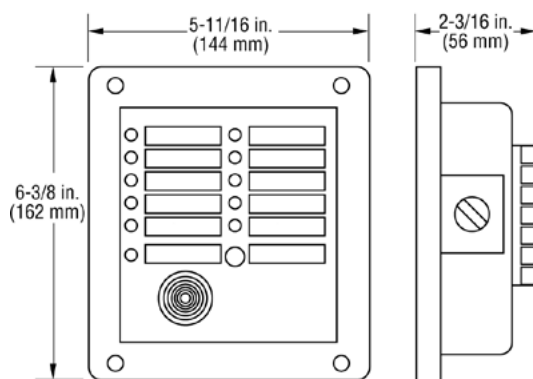
ST5ASF



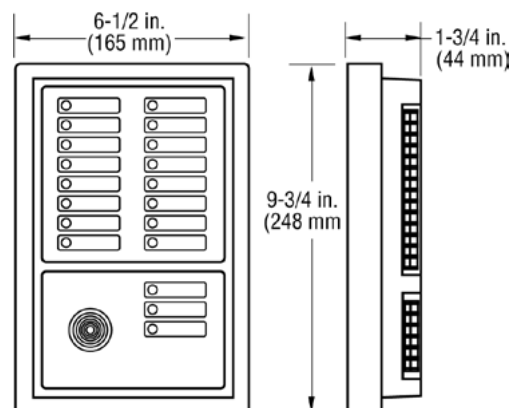
Gimbal Mounting (G Option)



ST8F and ST10ASF



STA16



BASIC: ST5AS, ST10AS and ST5DAS Series

Murphy Basic ST-Series Selectronic Tattletale annunciators are used wherever a remote alarm and annunciation is required. Typical applications are in marine pilot houses to alert the crew of problems developing in engine, gear, bilge, auxiliary power plants, etc. Repeater panels can be added for additional locations such as flybridge, on deck, galley or engineer's quarters. Each repeater panel can be acknowledged individually, or alternate wiring allows for one master control to silence all repeater panels.

Other applications include power plant control rooms, building maintenance, remote drilling rigs, construction sites, agricultural and construction equipment.

When a fault occurs, the contact operation causes the appropriate LED to flash and the audible Mini-Siren to pulse. At the same time, an output signal is generated, which allows an external relay to be wired to operate a general alarm such as a bell or horn. Pressing the Alarm Silent button quiets the local audible alarm and disconnects the output for the remote alarm. The flashing LED remains in operation until the fault is corrected and the contacts reset. An Alarm Silence/Test button allows you to test all LEDs.

Preprinted peel and stick nameplates for common faults are supplied with each unit.

5-Points

- **ST5ASF** (flange mount) and **ST5ASG** (gimbal mount)
- Provides 5 alarm points and output for remote alarm relay
- Accepts N.O. and/or N.C. contacts
- Use individually or gang for multiple applications
- Input voltage 8-32 VAC or 8-40 VDC



10-Points

- **ST10ASF** (flange mount) and **ST10ASG** (gimbal mount)
- Provides 10 alarm points and output for remote alarm relay
- Accepts N.O. and/or N.C. contacts
- Use individually or gang for multiple applications
- Input voltage 8-32 VAC or 8-40 VDC



Dual 5-Points

- **ST5DASF** (flange mount) and **ST5DASG** (gimbal mount)
- Provides two separate sets of 5 alarm points in one package. Each set of 5 points is powered separately from the other but share the same negative of the power source.
- Primary application is on twin engine boats. Because each set of alarm points is powered separately, if only one engine is running there is no alarm on the engine not running.
- Accepts N.O. and/or N.C. contacts
- Input voltage 8-32 VAC or 8-40 VDC



Warranty — A limited warranty on materials and workmanship is given with this Murphy product. A copy of the warranty may be viewed or printed by going to fwmurphy.com/support/warranty.htm

FIRST OUT FAULTS: ST8 Series

First Out Fault Tattletale tells you which monitored variable malfunctioned first. The fault is annunciated and locked in until reset by the operator. Applications include process monitoring such as compressors, pumps, generators, etc. Preprinted peel and stick nameplates for common faults are supplied with each unit.

8 First Out

- **ST8F** (flange mount) and **ST8G** (gimbal mount)
- Provides 8-point first out cause of shutdown Tattletale. A flashing LED indicates the cause of shutdown identified by the nameplate.
- Accepts N.O. and/or N.C. contacts
- Includes SPDT dry contact output rated 2 A @ 28 VDC
- Selectable sensor lockout for delay on start up
- Input voltage 8-32 VAC or 8-40 VDC



GENERATORS: STA16 Series

The STA16 is a multifunctional visual and audible 16-point alarm typically applied as a remote alarm. Its picture frame bezel allows for flush mounting into a control panel or customer supplied wall mounted pull box. Preprinted peel and stick nameplates for all common engine and generator functions allow for generic applications or for NFPA-110 Requirements.

16-Points

- **STA16** is a 16-point annunciator for generator sets.
- Provides 16 points of visual and audible alarms including built-in sensing for low battery voltage and battery charger malfunction
- Accepts N.O. switch inputs
- Negative switch input



Specifications

Models

	ST5AS	ST10AS	ST5DAS	ST8	STA16
Number of Alarm Points					
• 5 Visual	•				
• 10 Visual		•	•		
• 8 First Out Visual				•	
• 16 Visual					•
Audible Alarm					
• 1 local; common to all inputs	•	•	•		•
Alarm Silence: Silences audible only	•	•	•		•
Test Push Button: Tests all LED	•	•	•		•
Alarm Output: Customer supplied relay same voltage as input; coil not to exceed 500 mA	•	•	•		•
Input Voltage					
• 8-32 VAC / 8-40VDC	•	•	•	•	
• 12 or 24 VDC (specify)					•
Startup Time Delay: Customer selectable: 25-35 seconds	•	•	•	•	
Sensor Input					
• Accepts N.O. positive or negative					•
• Accepts N.O. and/or N.C.	•	•	•	•	
Mounting Options					
• Less Mounting kit	•	•	•	•	
• Flange Mounting kit	•	•	•	•	
• Gimbal Mounting kit	•	•	•	•	
First Out Shutdown: Amber-No; Red-Yes				•	
Shutdown Relay Output: SPDT dry contacts; 2 A @ 28 VDC				•	
Shutdown Reset: Repair fault; contacts open; push reset button; remove power				•	
Battery Charger Malfunction: Built-in sensing; visual alarm only					•
Shipping Weights					
• 1.25 lbs (567 g)	•				
• 1.50 lbs (680 g)		•	•	•	
• 2 lbs (907 g)					•
Shipping Dimensions					
• 6-1/4 x 6-1/4 x 6-1/4 in. (159 x 159 x 159 mm)	•	•	•	•	
• 12 x 7-1/2 x 5-1/2 in. (305 x 191 x 140 mm)					•

Accessories and Options

TDST3-5 and TDST8-10

TDST3-5 and TD8-10 single point time delays inhibit sensor input to ST Series annunciators for 3 to 5 or 8 to 10 seconds. Compensates for momentary contact operation due to vessel movement, etc.

Gimbal and Flange Mounting Kits

These kits are available for change-over mounting and as service parts. They fit all LM (less mounting) configurations.

FLANGE Mount

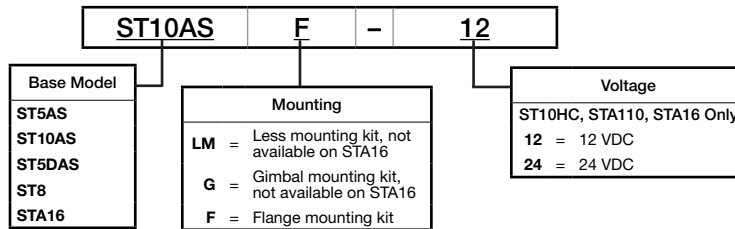


GIMBAL Mount



How To Order

Options listed below. All configurations may not be available. Call your sales representative or Enovation Controls for more information.



Accessories and Options

Part Number	Description	Notes
TDST3-5	3-5 second time delay	
TDST8-10	8-10 second time delay	
25700007	Gimbal mount kit	Fits ST5ASLM
25700008	Flange mount kit	
25700034	Gimbal mount kit	Fits ST10ASLM, ST5DASLM and ST8LM
25700371	Flange mount kit	

This Page Has Intentionally Been Left Blank