



PCE Americas Inc.  
711 Commerce Way  
Suite 8  
Jupiter  
FL-33458  
USA  
From outside US: +1  
Tel: (561) 320-9162  
Fax: (561) 320-9176  
info@pce-americas.com

PCE Instruments UK Ltd.  
Units 12/13  
Southpoint Business Park  
Ensign way  
Hampshire / Southampton  
United Kingdom, SO31 4RF  
From outside UK: +44  
Tel: (0) 2380 98703 0  
Fax: (0) 2380 98703 9  
info@pce-instruments.com

[www.pce-instruments.com/english](http://www.pce-instruments.com/english)

# Manual

## Environmental meter

### PCE-G1



Version 1.2  
15.12.2016

## Contents

1. Areas of application .....	3
2. Safety notes .....	3
3. Quick guide .....	3
4. Technical specifications .....	4

## 1. Areas of application

The meter is used for stationary measurements of relative humidity and temperature and indicates the values directly in a large display. The measurement values can also be read out from a distance of up to 50 m.

## 2. Safety notes

To ensure safe operation of the meter, please mind the following safety instructions.



### Attention

- Strong mechanical stress such as e. g. pressure or vibration must be avoided.
- The device must be operated at a maximum voltage of 230 V AC.
- Clean the device only with a dry cloth or, if the contamination is severe, with a damp cloth. Do not use any cleaning agents containing solvents or abrasives. Make sure that no moisture enters the device.
- Do not place the meter in a way that the front case faces an object to avoid scratches.



### Warning

- If you have any doubts regarding the functionality, safety or connection, contact a specialist or our technical staff.
- Do not use the device if it shows visible damage, e. g. on the case or on the operating elements or connection cables or if the device does not work properly. If there is any doubt, have the device checked by a specialist or by our technical staff.
- Keep the device as well as all packaging materials away from children.
- Do not make any technical changes to the device.
- Do not use the device around explosive gases, steam, vapour or dust.
- Do not use the device if parts of the device have been removed.

## 3. Quick guide

- Remove the front cover of the device and attach the lower part of the device to the desired place, using four screws, fixed through the four orifices in the corners.
- Re-attach the front cover.
- Fix the temperature / humidity sensor.
- Connect the sensor cables (cable 1 = connector 1 and cable 2 = connector 2) to the device.
- Connect the connection cable to a 230 V socket.

## 4. Technical specifications

Measurement ranges relative humidity / temperature	10 ... 95 % RH / 0 ... +60 °C
Resolution relative humidity / temperature	1 % RH / 1 °C
Accuracy relative humidity / temperature	±2 % RH / ±1 °C
Visual range	Readable up to approx. 50 m
Sensor type relative humidity / temperature	capacitive / Pt1000
Response time T <sub>90</sub>	approx. 4 s
Cable length (between sensor and display)	1 m
Display	100 mm high LED (alternating display)
Power supply	230 V / 50 ... 60 Hz
Dimensions	Sensor 50 x 70 x 20 mm Large display 250 x 175 x 75 mm
Protection class	IP 54
Weight	1.3 kg (incl. sensor and cable)

### If you have any questions, please contact PCE Instruments.

For the disposal of batteries in the EU, the 2006/66/EC directive of the European Parliament applies. Due to the contained pollutants, batteries must not be disposed of as household waste. They must be given to collection points designed for that purpose.

In order to comply with the EU directive 2012/19/EU we take our devices back. We either re-use them or give them to a recycling company which disposes of the devices in line with law.

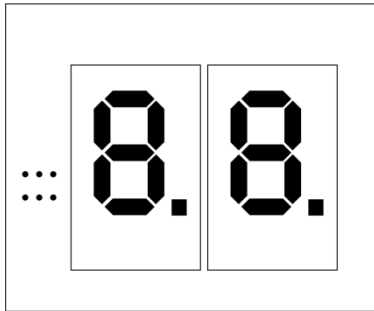
For countries outside the EU, batteries and devices should be disposed of in accordance with your local waste regulations.

If you have any questions, please contact PCE Instruments.

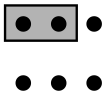


**PCE-G1 JUMPER SETTINGS**

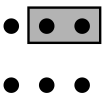
1. Jumper location




2. Display only relative humidity (%RH) permanently



3. Display only temperature (°C) permanently



4. Display absolute moisture contents (g/m<sup>3</sup>) alternately with temperature (°C)



5. Display relative humidity (%RH) alternately with temperature (°C)

