


3G-SDI Quad Split Multi-viewer

MV0430



MV0430 is an exquisite and professional multi-viewer which features 4-channel 3G/HD/SD-SDI auto adaptive inputs and 2-channel 3G-SDI as well as 1-channel HDMI outputs. Total 16 preset layouts are provided for choices. User can also adjust the size and position of 11-character UMD and audio meter overlay freely. All the functions can be easily set by a built-in DIP switch, or PC via LAN. MV0430 is your ideal choice for broadcasting and AV post production applications.

Connections

SDI Video Input

4×SD/HD/3G-SDI(75Ω BNC)

SDI Video Output

2×SD/HD/3G-SDI(75Ω BNC)

HDMI Video Output

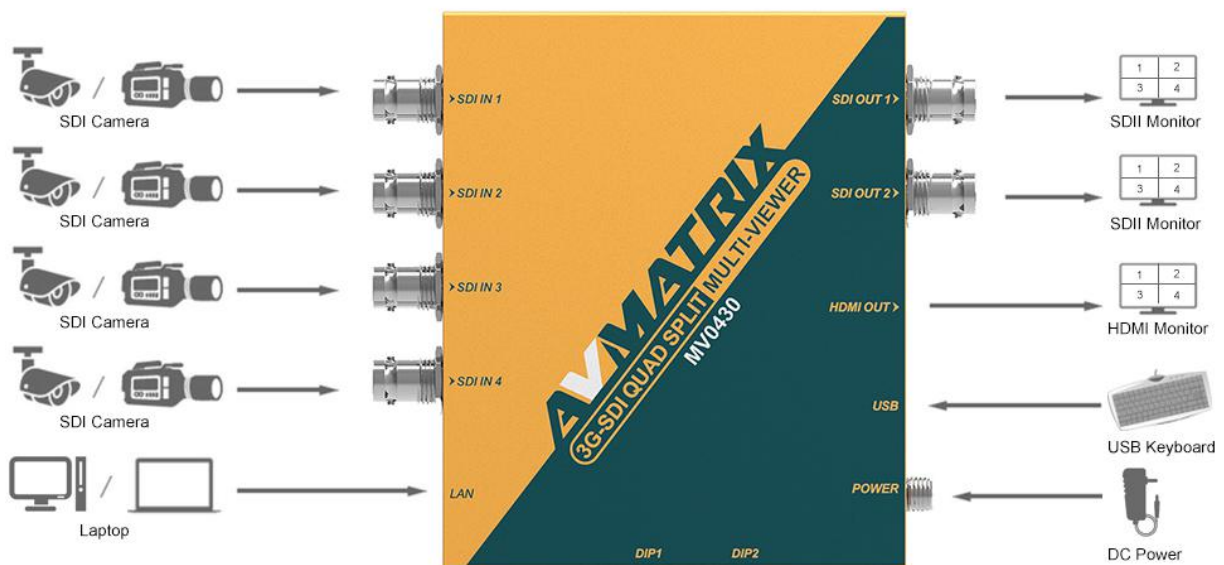
1×HDMI type A

Configuration

DIP switches, LAN and USB

Updates

LAN



Standards

SDI Input Format Support

1080p 60/59.94/50
1080p 30/29.97/25/24/23.98
1080PsF 30/29.97/25/24/23.98
1080i 60/59.94/50
720p 60/59.94/50
720p 30/29.97/25/24/23.98
625i 50 PAL
525i 59.94 NTSC

SDI Auto Switching

Auto selects SD/HD/3G-SDI on input

SDI Video Rate

SD/HD/3G-SDI

SDI Compliance

SMPTE 292M, SMPTE 259M,
SMPTE 424M, SMPTE 352M,
SMPTE 296M

SDI Color Space and Precision

YUV or RGB for inputs, YUV for outputs

SDI & HDMI Output Format Support

1080p 60/50/30/25/24
1080i 60/50
720p 60/50/30/25

Power

Power

Threaded locking connector

Power Consumption

6W

Voltage Range

DC 6-24V

Physical Specifications

Dimension

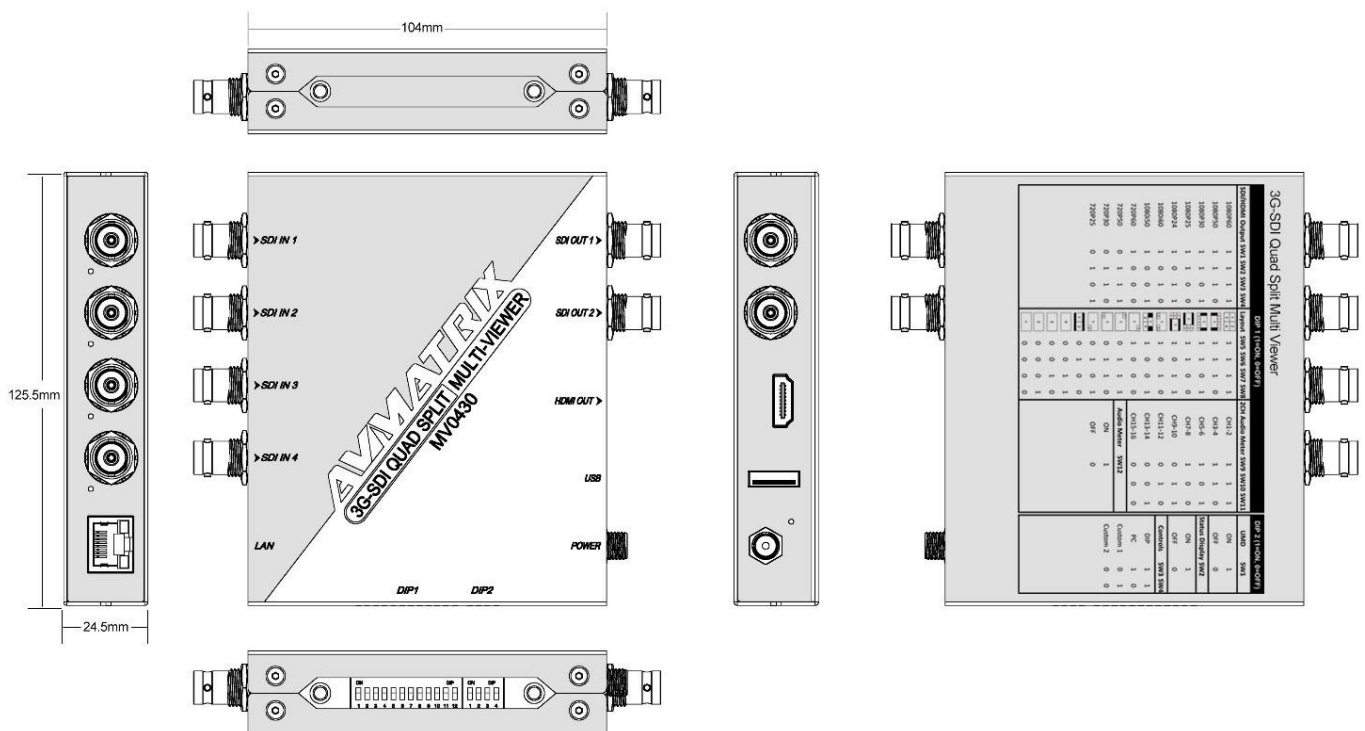
125.5×104×24.5mm


Net Weight

512g

Gross Weight

1200g





Dip Switches

The DIP switches provide the following settings (1=ON, 0=OFF):

1. DIP1 SW 1-4 - SDI & HDMI Output Format

Set switches to realize scaling and frame rate conversion at both SDI and HDMI outputs.

SDI/HDMI Output	SW1	SW2	SW3	SW4
1080P60	1	1	1	1
1080P50	1	1	1	0
1080P30	1	1	0	1
1080P25	1	1	0	0
1080P24	1	0	1	1
1080i60	1	0	1	0
1080i50	1	0	0	1
720P60	1	0	0	0
720P50	0	1	1	1
720P30	0	1	1	0
720P25	0	1	0	1

2. DIP1 SW 5-8 - Layout

Set switches to select the windows combination of multi-viewer from 16 groups preset layout, such as quad split, full screen, triple windows, PIP and POP mode, etc.

3. DIP1 SW 9-11 - 2-CH Audio Meter

Set switches to select 2 channels from 16 channels SDI embedded audio to display the meter on screen.

4. DIP1 SW 12 - Audio Meter Switch

Set switch to ON or OFF Audio Meter overlay.

5. DIP2 SW 1 - UMD Switch

Set switch to ON or OFF UMD overlay.

6. DIP2 SW 2 - Status Display

Set switch to ON or OFF the input information overlay.

7. DIP2 SW 3-4 - Controls

Set switches to active the custom settings which are user defined and saved via PC software.

USB Keyboard Control Instruction

USB Keyboard	Functions
F1	Cyclic showing UMD, audio meter, input info or "OFF" in window 1.
F2	Cyclic showing UMD, audio meter, input info or "OFF" in window 2.
F3	Cyclic showing UMD, audio meter, input info or "OFF" in window 3.
F4	Cyclic showing UMD, audio meter, input info or "OFF" in window 4.
F5	ON/OFF the audio meters for all windows.
F6	ON/OFF the UMDs for all windows.
F7	ON/OFF the input info for all windows.
F8	Cyclic setting the border color (white, red, green, blue and no-border) for all windows.
F9	Cyclic switching 16 group layouts.
F10	Cyclic switching 11 group output formats.
↑ ↓	Selecting the options in OSD.
← →	Setting the options in OSD.
1, 2, 3, 4, 5	Full screen window 1, window 2, window 3, window 4 and quad view

PC Control

Please download the PC control software from website: WWW.AVMATRIX.NET

Environmental Specifications

Operating Temperature

-20°C~60°C

0°C~60°C (HDMI output)

Storage Temperature

-30°C~70°C

Relative Humidity

0%~90% non-condensing

What's Included

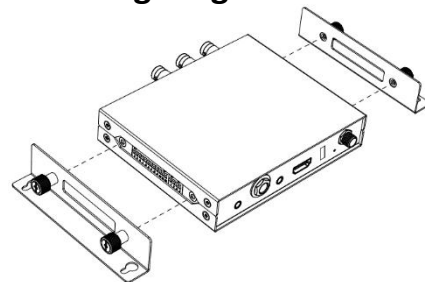
MV0430 (3G-SDI Quad Split Multi-viewer)

2pcs Mounting Brackets

DC 12V Universal Power Supply with International Socket Adapters

Technical Specifications

Mounting Diagram



Warranty

3 Year Limited Manufacturer's Warranty

◇ Note: due to constant effort to improve products and product features, specifications may change without notice.