

FX Series

DSP Power Amplifiers
with intuitive
web-based software
UI and built-in WiFi for

convenient
connectivity and
configuration.

The FX series is a range of multi-purpose installation DSP-equipped amplifiers. The FX series amplifiers feature a built-in Wireless-Access-Point (WAP) for simple connection and configuration via WiFi as a well as an intuitive web-based software UI.

With 6 models to choose from starting at 2 x 60W in a half rack unit to 4 x 500W in a two rack unit, there's an FX that will fit just about any project.


Naturally, they have the rugged reliability that Ashly is known for... including a 5-year warranty.



FX 60 and FX 125 Front Panel



FX 500 Front Panel



- Conference/Huddle Rooms
- Classrooms
- Retail Stores
- Hotel Lobbies
- Inside Displays & Kiosks
- Bars and Restaurants
- Trade Show Exhibits
- HoW & Auditoriums



TECHNICAL
SPECS
on
PAGE FOUR

FX Series

High-Density DSP Power Amplifiers



The FX Series' pedigree is the culmination of compact Class D design and Ashly's years of developing easy-to-use software. Along with a newly incorporated DSP engine & software UI, the FX series takes amplification to new levels.

Each FX model offers a healthy compliment of IO (include Digital SPDIF In & Out) and programmable integration ports for remote Volume Control, GP triggers and more.

FX is networkable via Ethernet for wired LAN connection, or via its built-in WiFi hotspot. FX allows system configurations that don't require additional equipment, such as stand-alone DSP or speaker system processors. All of that is in one box.



FX Series feature built-in WiFi and Ethernet connectivity




FX 60 and FX 125 Front Panel



FX 500 Front Panel



FX 500.2 - Back



FX 500.4 - Back

2-Channel Models

100/1000 BASE-T Ethernet Network Connection

GPIO Interface (channel-assignable in software)

- Pin 1: GND (Ground) for Trigger In (T) 1 & 2
- Pin 2: Standby or Mute Port
- Pin 3: GND (Ground) for VC (Volume) 1-4
- Pin 4: Remote VC (Vol) 1
- Pin 5: Remote VC (Vol) 2
- Pin 6: Remote VC (Vol) 3 or Trigger 1 In
- Pin 7: Remote VC (Vol) 4 or Trigger 2 Out
- Pin 8: 3.3V for VC

Speaker Outputs 1-2


- Status:
 - Off** - Mains power disconnected.
 - Green** - Amplifier operational.
 - Pulse Green** - Standby Mode.
 - Amber** - GPIO triggered Standby Mode
- Input:
 - Off** - No input signal present.
 - Green** - Signal present on one or more inputs.
 - Amber** - Signal limiting/clipping on one or more inputs.




- WiFi:
 - Off** - WiFi disabled.
 - Green** - WiFi enabled

- Network:
 - Off** - No Ethernet network detected.
 - Green** - Network enabled
 - Green** - Ethernet network detected.

- Output:
 - Off** - No output signal present.
 - Green** - Signal present on one or more outputs.
 - Amber** - Signal limiting/clipping on one or more outputs.
 - Red** - One or more channel pair is in overload/protection mode.



- SPDIF Digital Input/Output
- Unbalanced Analog Inputs 1-4
- Balanced Analog Inputs 1-4
- AC receptacle 100-240VAC 50/60Hz



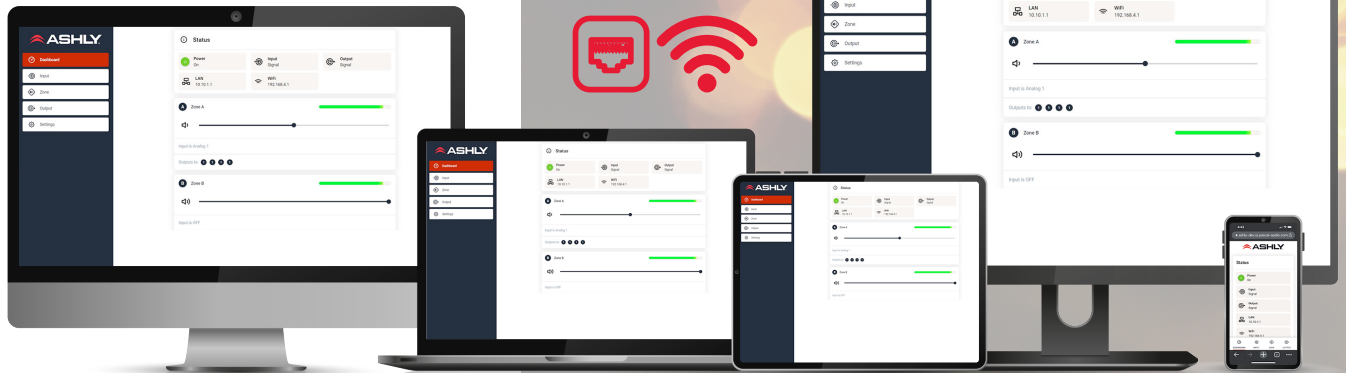
4-Channel Models

Speaker Outputs 1-4

FX Series

High-Density DSP Power Amplifiers

Intuitive Software UI



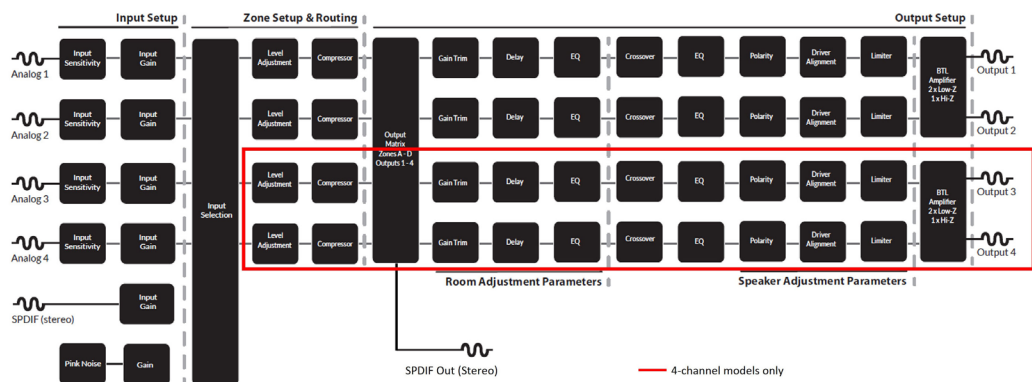
Browser-based control from any device

To control FX's powerful DSP, you'll find easy access to its intuitive and user-friendly interface via a simple web browser (similar to AquaControl). No software to install (it's built into the FX unit).

Just connect using the Ethernet port or built-in WiFi and you're ready to Rock & Roll. The WiFi connection allows secure ID and password protection from unauthorized use and for more advanced users, Ethernet allows custom IP settings for use on a more complex wired LAN.

Intelligent DSP

The FX Series features a powerful DSP engine that can configure to suit virtually any task, without the need for additional equipment. From processing input sources, routing and output DSP that can fine tune the sound of any speaker. Everything you need is right there. These will mix

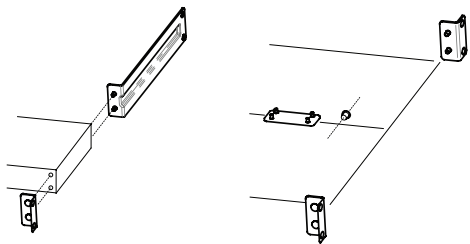


into Zones A-D and then into Outputs (2 or 4 depending on the number of amplifier channels). All models have a 4-channel DSP configuration with Input processing, Zone Processing, Output Processing, Speaker Processing and Device Settings

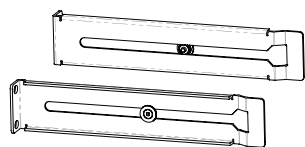
FX SERIES SPECIFICATIONS						
Model	FX 60.2	FX 125.2	FX 60.4	FX 125.4	FX 500.2	FX 500.4
Channels	2 x Lo-Z / 1 x Hi-Z	2 x Lo-Z / 1 x Hi-Z	4 x Lo-Z / 2 x Hi-Z	4 x Lo-Z / 2 x Hi-Z	2 x Lo-Z / 1 x Hi-Z	4 x Lo-Z / 2 x Hi-Z
Output power @ 4Ω/8Ω	2 x 60 W	2 x 125 W	4 x 60 W	4 x 125 W	@ 2Ω 2 x 500 W (SE) @ 4Ω 2 x 500 W (SE), 1 x 1000 W (BTL) @ 8Ω 2 x 250 W (SE), 1 x 1000 W (BTL)	@ 2Ω 4 x 500 W (SE) @ 4Ω 4 x 500 W (SE), 1 x 1000 W (BTL) @ 8Ω 4 x 250 W (SE), 1 x 1000 W (BTL)
Output power @ 25V	2 x 60 W	2 x 125 W	4 x 60 W	4 x 125 W	2 x 320 W	4 x 320 W
Output power @ 70V/100V*	1 x 120 W	1 x 250 W	2 x 125 W	2 x 250 W	1 X 1000 W (BTL)	2 x 1000 W (BTL)
Powershare (up to) <small>Across all channels**</small>	1 x 120 W	1 x 250 W	1 x 250 W	2 x 250 W	1 x 750W SE	2 x 750W SE
Total System Power	120 W	250 W	250 W	500 W	1000 W	2000 W
DSP	4 Input x 2 or 4 Outputs: Input, Zone, Output & Speaker Processing, plus General settings					
Networking	Browser-based UI Software with Ethernet & WiFi connectivity					
Power Consumption	75 W	75 W	75 W	150 W	550 W	1100 W
Dimensions	44.5 x 220 x 208 mm (1.75 x 8.66 x 8.19 in)	44.5 x 220 x 208 mm (1.75 x 8.66 x 8.19 in)	44.5 x 220 x 296 mm (1.75 x 8.66 x 11.65 in)	44.5 x 220 x 296 mm (1.75 x 8.66 x 11.65 in)	89 x 482.5 x 320 mm (19 in x 3.5 in x 12.6 in)	89 x 482.5 x 320 mm (19 in x 3.5 in x 12.6 in)
Weight	2 kg (4.4 lbs)	2 kg (4.4 lbs)	2.8 kg (6.2 lbs)	2.8 kg (6.2 lbs)	7.5 kg (16.5 lbs)	7.5 kg (16.5 lbs)
Output Circuitry	Class D - full bandwidth PWM modulator with ultra-low distortion					
Output Voltage	70 Vp / 140 Vpp (unloaded) // Bridged 140 Vp / 280 Vpp (unloaded)				85 Vp / 170 Vpp (unloaded) / Bridged 170 Vp / 340 Vpp (unloaded)	
Signal To Noise-Ratio	> 106 dB (A-weighted, 20 Hz - 20 kHz, 8 Ω load)				> 108 dB (A-weighted, 20 Hz - 20 kHz, 8 Ω load)	
THD+N (typical)	< 0.05% (20 Hz - 20 kHz, 8 Ω load, 3 dB below rated power)				< 0.05% (20 Hz - 20 kHz, 8 Ω load, 3 dB below rated power)	
Frequency Response	20 Hz - 20 kHz (+/- 0.5 dB, 8 Ω load, 3 dB below rated power)					
Protection Circuits	Short circuit , DC , Undervoltage , Temperature - and Overload protection					
Power Supply	Universal mains switch mode power supply with Power Factor Correction (PFC) and standby converter					
Operating temperature	0 - 40 C					
Operating Voltage/ Frequency	Universal Mains, 100V - 240V, 50Hz - 60Hz					
Standby Consumption	< 0.5 W				TBD	
Accessories	Rack Mount Kit (Optional) Wall/Desktop Mount Kit (Optional)				Rack Ears (Included)	
Power Ratings	1% THD @ 120 Vac and 230 Vac					

1) Note:
 *100V line mode operates @ -1 dB (= 90 V)
 **FX125.4 and FX 500.4 may only Powershare across Ch1/2 and Ch3/4
 Country Of Origin (COO): FX60.x and 125.x and FX 500.x is Thailand

Optional Rack Mounts (For half rack models)



FA1.2RPM - 1 or 2-amp rack-mount kit

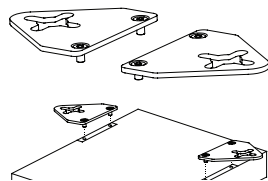


FA2.2RPM - Rear rack support kit

USER MANUAL



Download the full
FX User Manual at
<https://bit.ly/3GL73Fd>



FATWB - Flush wall/table-mount kit

TXT

FX SERIES ARCHITECT & ENGINEERING SPECIFICATIONS in .txt format are available in the DOWNLOADS section of <https://bit.ly/3ppPEvU>

A

FX SERIES 2D AUTOCAD FILES are available in the DOWNLOADS section of <https://bit.ly/3ppPEvU>

Ashly Audio, Inc. • 847 Holt Road • Webster, NY
 USA • US toll-free +1.585.872.0010
 Fax +1.585.872.0739 • Sales@Ashly.com



ashly.com