



AW-GET-083A-120 AW-GEU-083A-240 AW-GET-123A-240

Outdoor Unmanaged PoE Switch



Gigabit Ethernet • PoE • Surge protection • IP67 • IK10

VIVOTEK's outdoor unmanaged PoE switch is designed with IP67, IK10, 6KV PoE Ethernet port surge protection, 40KV surge protection in AC power, and hardened-grade operation from -40°C to 65 °C during harsh weather conditions. The outdoor unmanaged PoE switch enables outdoor connections of PoE devices to the network such as outdoor bullet cameras, outdoor PoE enclosures,

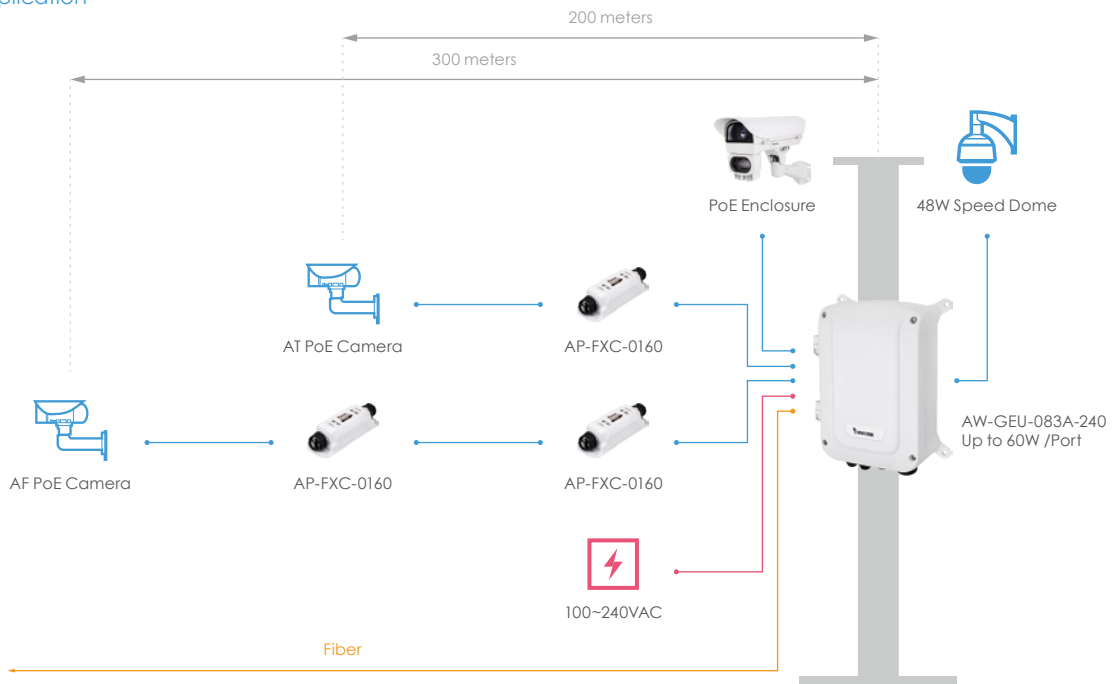
speed domes, and other industrial applications. It provides multi-port Gigabit PoE(10M/100M/1G) delivering data and power to PoE devices over a single network cable as well as additional SFP transceiver slots for flexible uplink. The outdoor unmanaged PoE switch also allows easy installation to reduce extra equipments and installation costs.

Plug and Play Installation with All in One Device

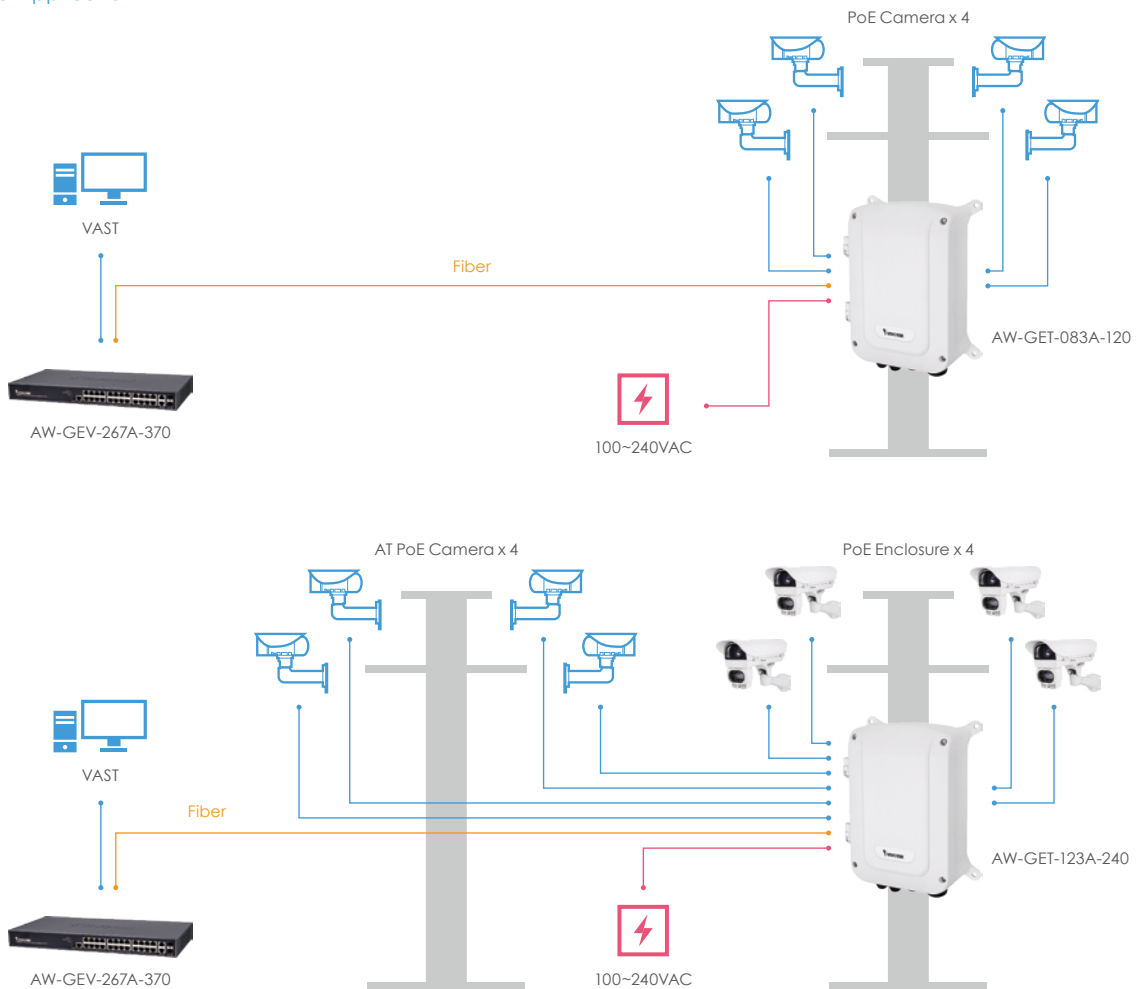


Application

Long Range Application



Multi-Camera Application



Technical Specifications

Model	AW-GET-083A-120	AW-GEU-083A-240	AW-GET-123A-240
Short Highlight	4xGE PoE + 2GE UTP + 2xGE SFP	4xGE UPoE + 2GE UTP + 2xGE SFP	8xGE PoE + 4xGE SFP
Networking Specifications			
10M/100M/1G RJ45 PoE Port	4 /Per Port 30W PoE	4 /Per Port 60W UPoE	8 /Per Port 30W PoE
10M/100M/1G RJ45 Port	2	2	-
1G SFP Slot	2	2	4
Ethernet Performance			
Switching Bandwidth	16 Gbps	16 Gbps	24 Gbps
Forwarding Capacity	11.904 Mpps	11.904 Mpps	17.856 Mpps
Mac Table	8 K	8 K	8 K
Jumbo Frame	9216 bytes	9216 bytes	9216 bytes
Auto-MDI/MDI-X, Auto-Negotiation	Supported	Supported	Supported
PoE Function			
Max. PoE Output Power /Per Port	30W	60W	30W
Total PoE Power Budget	120W	240W	240W
IEEE 802.3af/at	Supported	Supported	Supported
Power Pin Assignment	1/2(+), 3/6(-)	15.4W/30W PoE: 1/2(+), 3/6(-) 60W UPoE: 1/2(+), 3/6(-), 4/5(+), 7/8(-)	1/2(+), 3/6(-)
PoE PD Auto Detection	Supported	Supported	Supported
Power Specifications			
Power Input Voltage	100VAC ~ 240VAC	100VAC ~ 240VAC	100VAC ~ 240VAC
Alarm Relay	24VDC	24VDC	24VDC
Surge Protection/Each PoE port	6 KV	6 KV	6 KV
Surge Protection for AC Power	40 KV	40 KV	40 KV
General			
Waterproof Rating	IP67	IP67	IP67
Vandal Proof	IK10	IK10	IK10
Operating Temperature	-40°C ~ 65°C (-40°F ~ 149°F)	-40°C ~ 65°C (-40°F ~ 149°F)	-40°C ~ 65°C (-40°F ~ 149°F)
Storage Temperature	-40°C ~ 75°C (-40°F ~ 167°F)	-40°C ~ 75°C (-40°F ~ 167°F)	-40°C ~ 75°C (-40°F ~ 167°F)
Humidity	Operating: 10 ~ 90% (Non-condensing) Storage: 10 ~ 90% (Non-condensing)	Operating: 10 ~ 90% (Non-condensing) Storage: 10 ~ 90% (Non-condensing)	Operating: 10 ~ 90% (Non-condensing) Storage: 10 ~ 90% (Non-condensing)
Dimensions	315.4 (W) x 245.8 (H) x 118 (D) mm	315.4 (W) x 245.8 (H) x 118 (D) mm	315.4 (W) x 245.8 (H) x 118 (D) mm
Weight	4.52 kg	4.52 kg	4.52 kg
Cable Gland	M16 x 4, M25 x 2	M16 x 4, M25 x 2	M16 x 4, M25 x 2
Warranty	24 months		
Certifications			
EMC	CE, FCC, VCCI, C-Tick Class A	CE, FCC, VCCI, C-Tick Class A	CE, FCC, VCCI, C-Tick Class A
Safety	EN60950-1, IEC60950-1	EN60950-1, IEC60950-1	EN60950-1, IEC60950-1
Vibration	IEC 60068-2-6	IEC 60068-2-6	IEC 60068-2-6

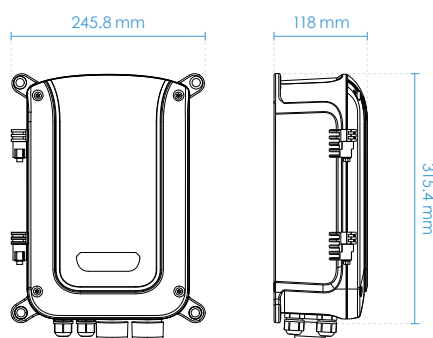
Technical Specifications

Model	AW-GET-083A-120	AW-GEU-083A-240	AW-GET-123A-240
Short Highlight	4xGE PoE + 2GE UTP + 2xGE SFP	4xGE UPoE + 2GE UTP + 2xGE SFP	8xGE PoE + 4xGE SFP
Shock	IEC 60068-2-27	IEC 60068-2-27	IEC 60068-2-27
Freefall	IEC 60068-2-32	IEC 60068-2-32	IEC 60068-2-32
Surge	ITU-T K.21, IEC-61643-11	ITU-T K.21, IEC-61643-11	ITU-T K.21, IEC-61643-11

Optional Accessories

	AW-GET-083A-120	AW-GEU-083A-240	AW-GET-123A-240
Industrial SFP Transceiver	SFP-1000-MM85-X5I: MMF, 0.5 km, -40°C ~ 85°C SFP-1000-MM13-02I: MMF, 2 km, -40°C ~ 85°C SFP-1000-SM13-10I: SMF, 10 km, -40°C ~ 85°C SFP-1000-SM13-40I: SMF, 40 km, -40°C ~ 85°C	SFP-1000-MM85-X5I: MMF, 0.5 km, -40°C ~ 85°C SFP-1000-MM13-02I: MMF, 2 km, -40°C ~ 85°C SFP-1000-SM13-10I: SMF, 10 km, -40°C ~ 85°C SFP-1000-SM13-40I: SMF, 40 km, -40°C ~ 85°C	SFP-1000-MM85-X5I: MMF, 0.5 km, -40°C ~ 85°C SFP-1000-MM13-02I: MMF, 2 km, -40°C ~ 85°C SFP-1000-SM13-10I: SMF, 10 km, -40°C ~ 85°C SFP-1000-SM13-40I: SMF, 40 km, -40°C ~ 85°C

Dimensions



Compatible Accessories

Pole Mount Bracket		Corner Mount Bracket
		
AM-314	AM-315	AM-414