

## 1-channel Loop Powered Isolator for separation of 0(4)-20 mA Signals

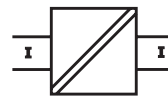

The input loop-powered isolator IsoPAQ-611 provides galvanic separation for 0(4) ... 20 mA standard signals, while transferring the measurement signal to the output with a high degree of accuracy.

The unit avoids interference voltage carry-over and effectively suppressing parasitic noise. The very low drop voltage of 2.3 V and the high level of accuracy work together to make the IsoPAQ-611 the first choice in system design.

Intelligent design and their consequential avoidance of highly integrated components result in extremely long service lives and reliability - without any falsification of the measurement signal.

The IsoPAQ-611 requires no additional power supply since the auxiliary power is obtained from the input signal without distorting it. This not only saves costs during installation, but also increases reliability.

- **Galvanic isolation across input and output**  
Protection against erroneous measurements due to parasitic voltages or ground loops
- **No power supply required**  
Saving costs since wiring is reduced and line influences are omitted
- **Extremely slim design**  
Only 3.1 mm DIN-rail per channel
- **Protective Separation acc. to EN 61140**  
Protects service personnel and downstream devices against impermissibly high voltage
- **Maximum reliability**  
No maintenance costs

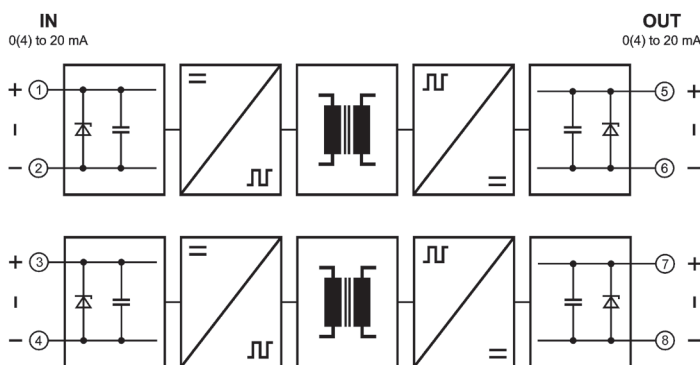


Specifications:

Input	
Input signal	0(4) ... 20 mA
Start-up current	< 200 $\mu$ A
Voltage drop	Approx. 2.3 V at 20 mA
Overload	$\leq$ 50 mA, 30 V
Output	
Output signal	0(4) ... 20 mA
Load	600 $\Omega$
Cut-off frequency -3 dB	100 Hz
Response time T <sub>99</sub>	5 ms
Residual ripple	< 10 mV <sub>rms</sub>
General Data	
Transmission error	< 0.1 % full scale
Load error	< 0.05 % of measured value / 100 $\Omega$ load
Temperature coefficient <sup>1)</sup>	< 100 ppm/K
Test voltage	3 kV AC, 50 Hz, 1 min. all circuits against one another
Working voltage <sup>2)</sup> (Basic insulation)	600 V AC/DC for overvoltage category II and pollution degree 2 acc. to EN 61010-1
Protection against electrical shock <sup>2)</sup>	Protective separation according to EN 61140 by reinforced insulation in accordance with EN 61010-1 up to 300 V AC/DC for overvoltage category II and pollution degree 2 between all circuits
Ambient temperature	Operation -25 to +70 °C (-13 to +158 °F) Transport and Storage -40 to +85 °C (-40 to +185 °F)
EMC <sup>3)</sup>	EN 61326-1
Construction	6.2 mm (0.244") housing, protection class IP 20, mounting on 35 mm DIN rail acc. to EN 60715
Weight	Approx. 70 g

1) Average TC related to full scale value in specified operating temperature range, reference temperature 23 °C  
 2) For applications with high working voltages, ensure there is sufficient spacing or isolation from neighboring devices and protection against electric shocks.  
 3) Minor deviations possible during interference

Block diagram/Connections



Dimensions

