

This F-Mount lens is designed for large sensors up to 43.2 mm diagonal/length. It is characterized by an excellent imaging performance in a wide working distance range from 0.35 m to infinity. The robust mechanics and a special focus setting and locking mechanism ensures highest mechanical stability even in harsh environment.

Key features

- F-Mount
- 43.2 mm image circle
- Large working distance range
- Compact and robust design

Applications

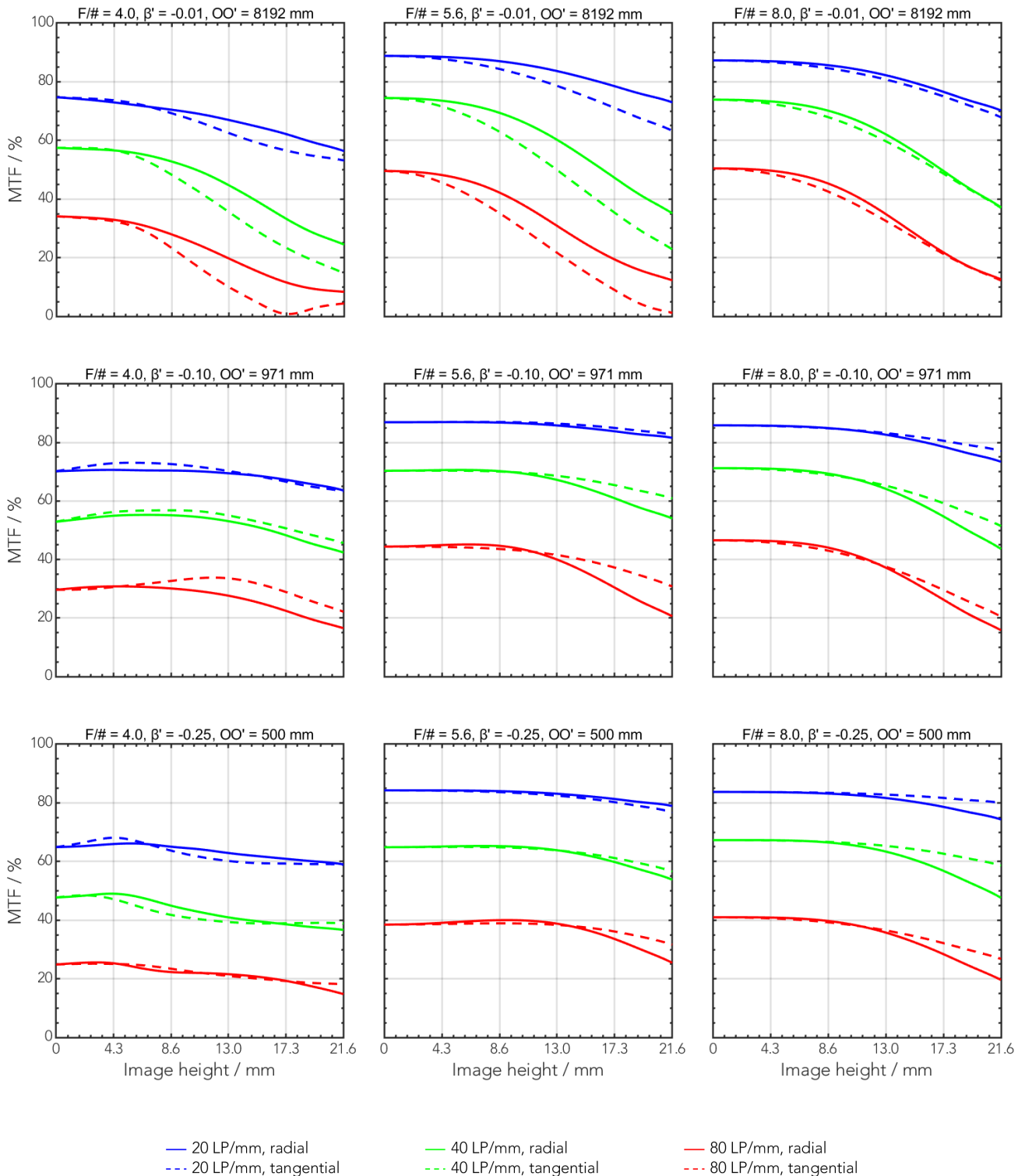
- Machine Vision
- AOI (Automated Optical Inspection)
- Web inspection
- Factory automation

Technical specifications

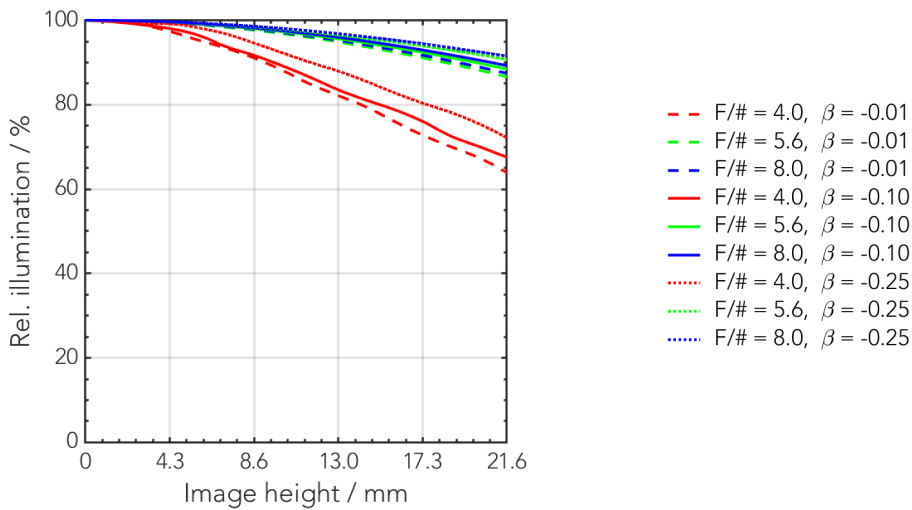
Type [standard]	F
ID [standard]	1085723
Interface	F-Mount
Focal length [mm]	80
F/# range	F/4 ... F/16
Numerical aperture [object image]	- 0.12
Max. sensor size [mm]	43.2
Max. angle of view [°]	30
Rec. magnification range	-0.25 ... 0
Rec. working distance range [mm]	380 ... ∞
Min. working distance without extension tubes [mm]	375
Filter thread [mm]	M43 x 0.75
Storage temperature [°C]	-25 ... +70
Net. weight [standard] [g]	439
Additional info	-
f'eff [mm]	80.34
SF [mm]	-57.92
S'F' [mm]	64.67
HH' [mm]	-1.81
β'P	1.03
SEP [mm]	20.29
S'AP [mm]	-17.86
Σd [mm]	36.28

MTF charts

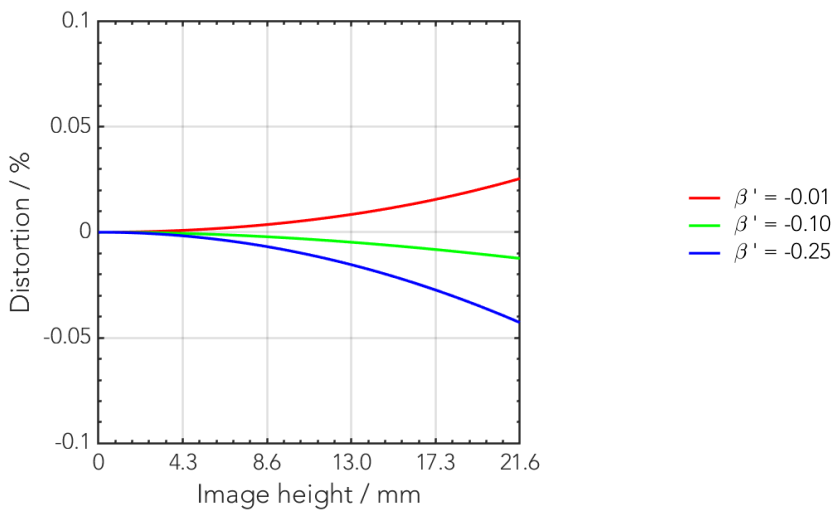
Spectrum name	VIS					
Wavelengths [nm]	425	475	525	575	625	675
Rel. weights [%]	8	16	23	22	19	13



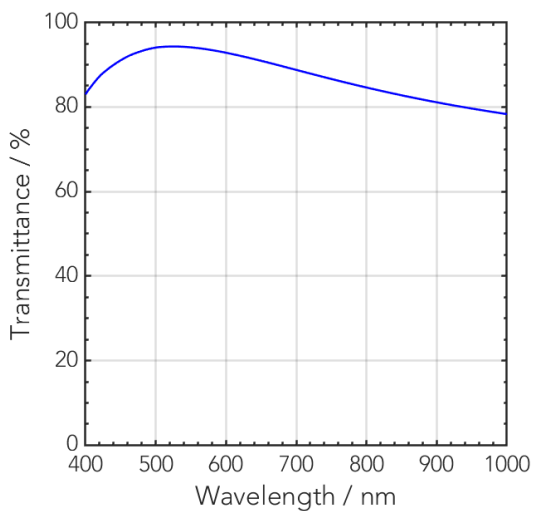
Rel. illumination vs. image height

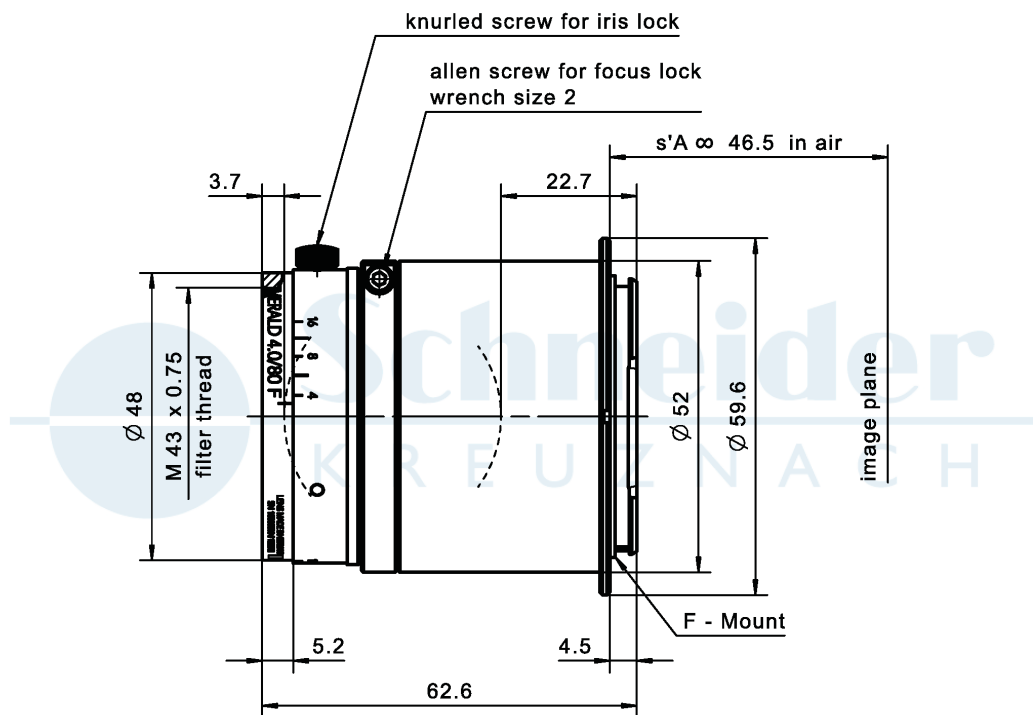


Distortion vs. image height



Transmittance vs. wavelength





Annotation	
Focal length	Nominal focal length
F/# range	Image space F-number range for infinity focus position
Numerical aperture	Maximum real numerical aperture (depending on recommended magnification range either for infinity or respective fixed magnification)
Max. sensor size	Image circle diameter
Max. angle of view	Angle of view associated with maximum sensor size (depending on recommended magnification range either for infinity or respective fixed magnification)
Rec. magnification range	Magnification range as recommended by Schneider-Kreuznach
Rec. working distance range	Working distance, i.e. distance between object and first mechanical element, associated with recommended magnification range
Max. mechanical focus travel	Maximum possible movement of the lens from infinity position (depending on recommended magnification range either for infinity or respective fixed magnification)
Net weight	weight of unpacked lens without lens cap
f'_{eff}	Effective focal length
SF	Distance between vertex of first lens surface and object space focal point
S'F'	Distance between vertex of last lens surface and image space focal point (back focal distance at infinity)
HH'	Distance between principal planes
$\beta'P$	Pupil magnification (= exit pupil diameter / entrance pupil diameter)
SEP	Distance between vertex of first lens surface and entrance pupil
S'AP	Distance between vertex of last lens surface and exit pupil
Σd	Distance between vertices of first and last lens surface
s'A	Flange focal distance (in air) for infinite object distance (depending on recommended magnification range either for infinity or respective fixed magnification)
β'	Magnification (= image size / object size), negative value because image is inverted
OO'	Distance between object and image

Unless otherwise stated all dimensions in this data sheet are in mm.